

THE PROPHECY OF CYRUS - BASE SHEET (1/4)


## THE BOOK OF ISAIAH

### ACROSS

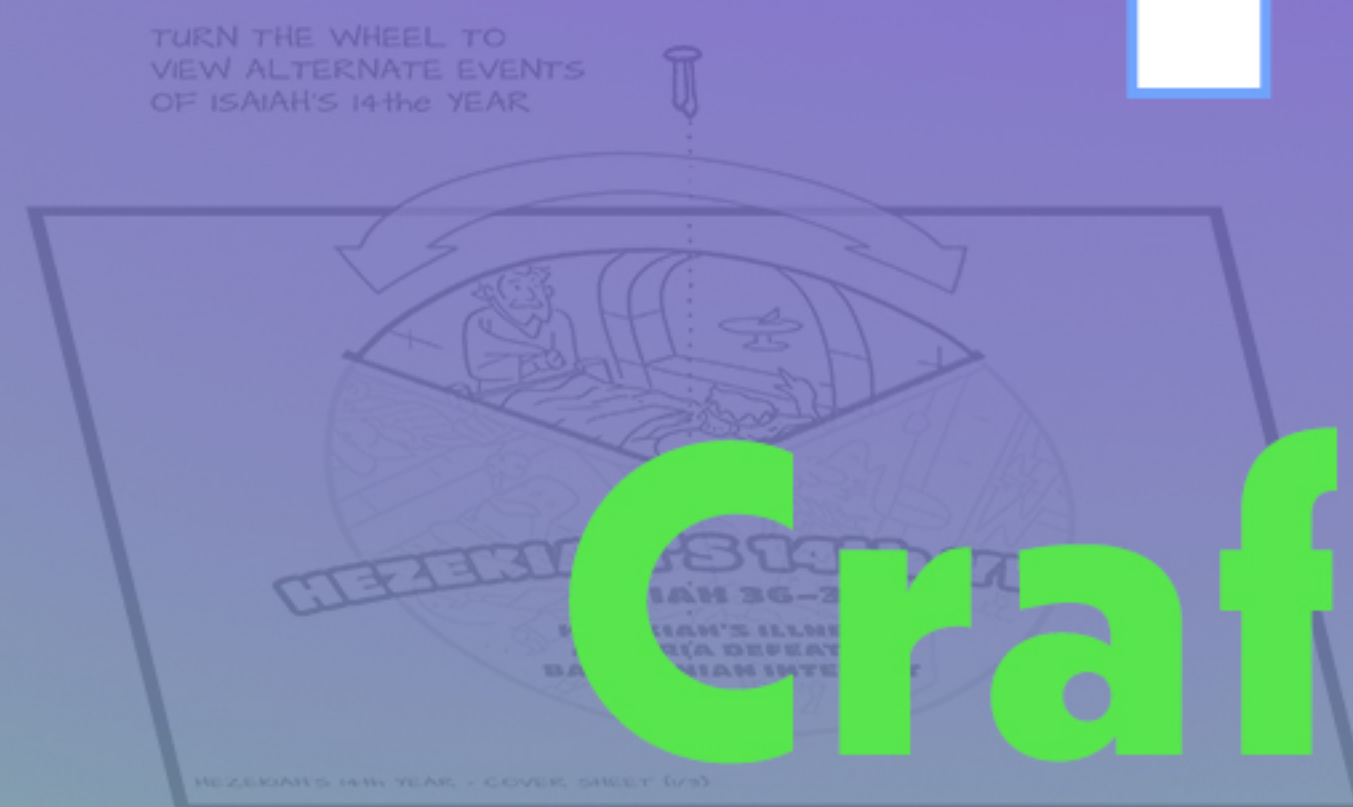
- 3) This group of people walk a special highway in the future kingdom of Zion (33:8)
- 5) The blind will see and the deaf will \_\_\_\_ (35:5)
- 7) A virgin will conceive a son who will be named \_\_\_\_ (7:14)
- 8) These were seen flying around God's Throne (6:2)
- 11) Spears will be beaten into this type of hook (2:4)
- 12) The lamb will lay down with this animal (11:6)

### DOWN

- 1) The Messiah will sit on the throne of \_\_\_\_ (9:7)
- 2) This city was attacked during the reign of King Hezekiah (36:1)
- 4) God declares that nothing will be hurt or destroyed on His holy \_\_\_\_ (65:25)
- 6) The people responsible for the attack on Jerusalem who would later be overthrown by the Babylonians (36:1)
- 9) "They shall mount up with wings as \_\_\_\_" (40:31)
- 10) The law will proceed from this mount (2:3)



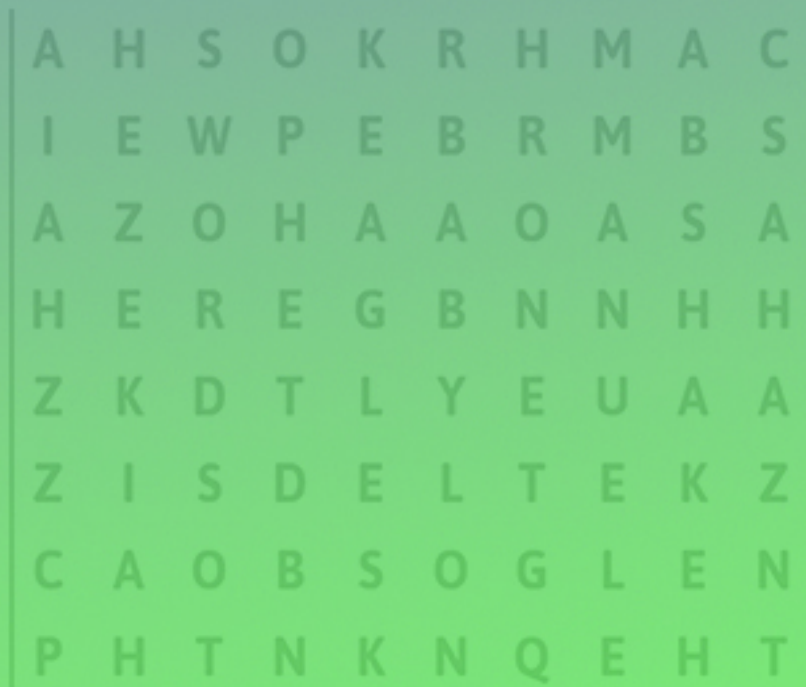
# ISAIAH



CONNECT METAL FASTENER THROUGH THE CENTER

### HEZEKIAH'S 14th YEAR - EXAMPLE PAGE (3/3)

- 3) King Hezekiah's less-than-faithful father
- 4) A child would be born of a virgin, and his name would be called:
- 5) From this mount, the law of God would go out to the rest of the world.
- 6) This nation overlooked Assyria, but also would later take the city of Jerusalem into captivity.
- 7) A dangerous servant and messenger of the king of Assyria that harassed Jerusalem.
- 8) "Of the increase of his government and peace, there shall be no end, upon the \_\_\_\_ of David, and upon his kingdom..."
- 9) Isaiah was a major \_\_\_\_, like Jeremiah, Ezekiel, and Daniel.
- 10) "... they shall mount up with wings as \_\_\_\_."
- 11) "...they shall beat their \_\_\_\_ into plowshares."
- 12) Isaiah discusses this great king of the Medes 200 years before his birth.



Answers: 1) Sennacherib 2) Assyria 3) Isaiah 4) Immanuel 5) Zion 6) Babylon 7) Sennacherib 8) Throne 9) Prophet 10) Eagles 11) Swords 12) Cyrus

### PROPHECIES TO THE NATIONS - INSTRUCTION SHEET (5/5)



Then I heard the voice of the Lord saying, "Whom shall I send? And who will go for us?" And I said, "Here am I. Send me!" Isaiah 6:1-8



TYPES OF PROPHECY - BASE SHEET (2/3)



ISA 2:3-4



# THE BOOK OF ISAIAH

1) This man was sent by God to condemn Israel's wickedness, prepare them for exile, and provide hope for a return to the land.

2) The good king that presided over the Assyrian attempt to take Jerusalem.

3) King Hezekiah's less-than-faithful father

4) A child would be born of a virgin, and his name would be called:

5) From this mount, the law of God would go out to the rest of the world.

6) This nation overtook Assyria, but also would later take the city of Jerusalem into captivity.

7) A dangerous servant and messenger of the king of Assyria that harassed Jerusalem.


8) "Of the increase of his government and peace, there shall be no end, upon the \_\_\_\_\_ of David, and upon his kingdom..."

9) Isaiah was a major \_\_\_\_\_, like Jeremiah, Ezekiel, and Daniel.

10) "... they shall mount up with wings as \_\_\_\_\_."

11) "...they shall beat their \_\_\_\_\_ into plowshares."

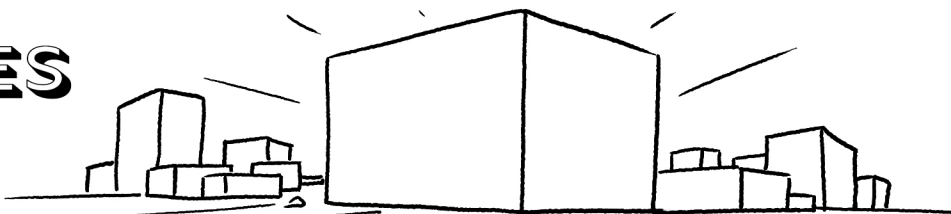
12) Isaiah discusses this great king of the Medes 200 years before his birth.



Answers: 1) Isaiah 2) Hezekiah 3) Ahaz 4) Immanuel  
5) Zion 6) Babylon 7) Rabshakeh 8) Throne 9) Prophet  
10) Eagles 11) Swords 12) Cyrus



# (KJV) THE BOOK OF ISAIAH: MESSIANIC PROPHECIES



1) "Behold, a virgin shall conceive, and bear a son, and shall call his name \_\_\_\_\_." (7:14)

2) "The people that walked in darkness have seen a great \_\_\_\_\_:" (9:2)

3) "Of the increase of his government and peace there shall be no end, upon the throne of \_\_\_\_\_." (9:7)

4) "I lay in Zion for a foundation a stone, a tried stone, a precious \_\_\_\_\_ stone," (28:16)

5) "And in that day shall the \_\_\_\_\_ hear the words of the book," (29:18)

6) "The voice of him that crieth in the \_\_\_\_\_, Prepare ye the way of the Lord," (40:3)

7) "He shall not cry, nor lift up, nor cause his \_\_\_\_\_ to be heard in the street." (42:2)

8) "I hid not my face from shame and \_\_\_\_\_." (50:6)

9) "Who hath believed our \_\_\_\_\_?" (53:1)

10) "with his stripes we are \_\_\_\_\_." (53:5)

11) "And he made his grave with the \_\_\_\_\_, and with the rich in his death;" (53:9)

12) "The Spirit of the Lord God is upon me; because the Lord hath \_\_\_\_\_ me to preach good tidings unto the meek;" (61:1)



Answers: 1) Immanuel 2) Light 3) David 4) Corner 5) Deaf  
6) Wilderness 7) Voice 8) Spitting 9) Report 10) Healed  
11) Wicked 12) Anointed




# THE BOOK OF ISAIAH

## ACROSS

- 3) This group of people walk a special highway in the future kingdom of Zion (35:8)
- 5) The blind will see and the deaf will \_\_\_\_ (35:5)
- 7) A virgin will conceive a son who will be named \_\_\_\_\_ (7:14)
- 8) These were seen flying around God's Throne (6:2)
- 11) Spears will be beaten into this type of hook (2:4)
- 12) The lamb will lay down with this animal (11:6)

## DOWN

- 1) The Messiah will sit on the throne of \_\_\_\_\_ (9:7)
- 2) This city was attacked during the reign of King Hezekiah (36:1)
- 4) God declares that nothing will be hurt or destroyed on His holy \_\_\_\_\_ (65:25)
- 6) The people responsible for the attack on Jerusalem who would later be overthrown by the Babylonians (36:1)
- 9) "They shall mount up with wings as \_\_\_\_\_" (40:31)
- 10) The law will proceed from this mount (2:3)





# THE BOOK OF ISAIAH

## ACROSS

3) This group of people walk a special highway in the future kingdom of Zion (35:8)

5) The blind will see and the deaf will \_\_\_\_ (35:5)

7) A virgin will conceive a son who will be named \_\_\_\_\_ (7:14)

8) These were seen flying around God's Throne (6:2)

11) Spears will be beaten into this type of hook (2:4)

12) The lamb will lay down with this animal (11:6)

## DOWN

1) The Messiah will sit on the throne of \_\_\_\_\_ (9:7)


2) This city was attacked during the reign of King Hezekiah (36:1)

4) God declares that nothing will be hurt or destroyed on His holy \_\_\_\_\_ (65:25)

6) The people responsible for the attack on Jerusalem who would later be overthrown by the Babylonians (36:1)

9) "They shall mount up with wings as \_\_\_\_\_" (40:31)

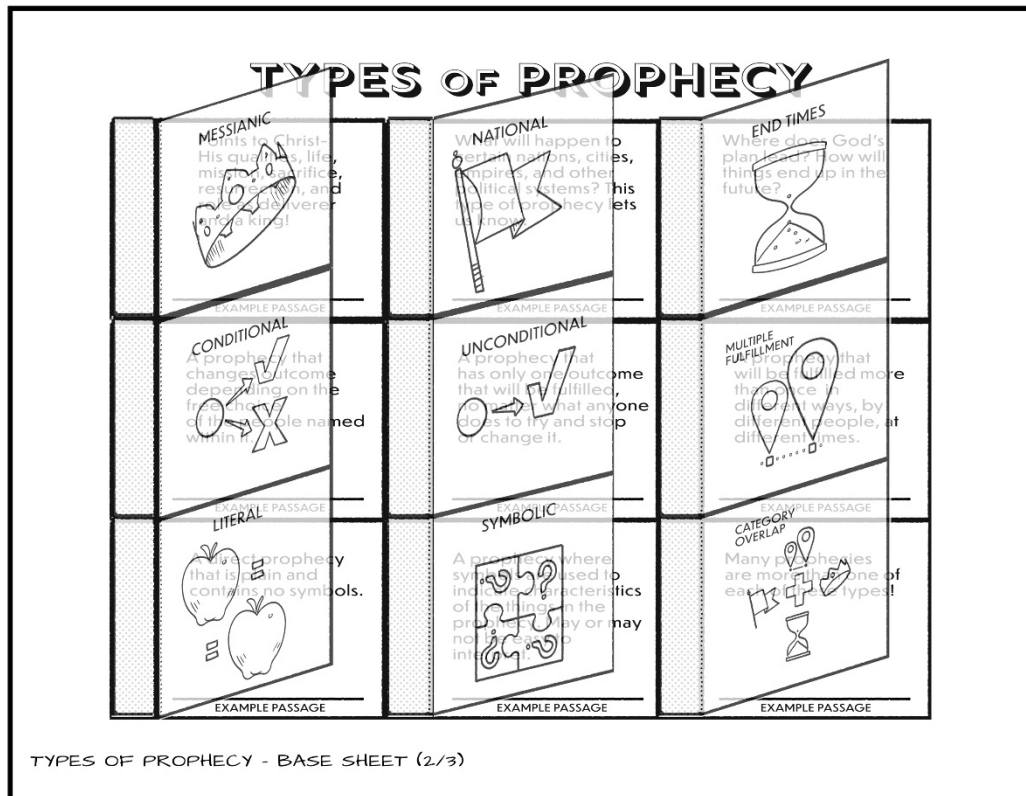
10) The law will proceed from this mount (2:3)





## Types of Prophecy

Bro Andrew Johnson, 2025



TYPES OF PROPHECY - EXAMPLE SHEET (3/3)

**The Idea:** learn about different types of Biblical prophecy through this simple craft. Use the example spaces to write down examples of each type of prophecy.

### What tools will I need?

You'll need a computer and a black and white printer to download and print the templates. Beyond that, we recommend:

**1) 8.5x11 cardstock for printing.** This is a heavier, more durable material to craft with. It's recommended, but not necessary. All prototypes are created using standard printer paper to ensure that they'll work.



**2) Scissors or Exact-o knife for cutting out templates.**



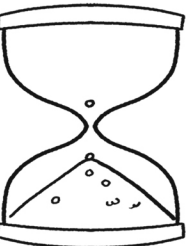
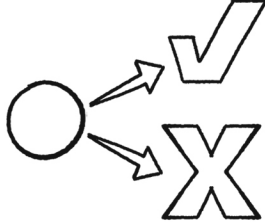





**3) Crayons, markers, or Colored Pencils.** All templates are designed to be colored in by students. This isn't necessary, but might be preferred.

**4) Tape or glue for assembly**

### **Any best practices suggested?**

- A) For younger children especially, teachers may want to stick with the simplest version of a particular module (for example, stick with a basic boat, and skip the mast and sails) to allow for time to color.
- B) For younger children especially, consider cutting out the papercraft modules ahead of time for safety and for the sake of time.
- C) Consider putting a craft together the night before to time things out, and to ensure you know how to assemble the craft yourself.
- D) Let us know if there are any ideas you might have for future craft modules! Send in pictures of crafts you or your students have made!
- E) Have fun... but mostly we hope these crafting ideas will help build interest and discussion around the Bible!












<p>MESSIANIC</p> 	<p>NATIONAL</p> 	<p>END TIMES</p> 
<p>CONDITIONAL</p> 	<p>UNCONDITIONAL</p> 	<p>MULTIPLE FULFILLMENT</p> 
<p>LITERAL</p> 	<p>SYMBOLIC</p> 	<p>CATEGORY OVERLAP</p> 

# TYPES OF PROPHECY

<p>Points to Christ- His qualities, life, mission, sacrifice, resurrection, and role as deliverer and a king!</p> <p>_____</p> <p>EXAMPLE PASSAGE</p>	<p>What will happen to certain nations, cities, empires, and other political systems? This type of prophecy lets us know.</p> <p>_____</p> <p>EXAMPLE PASSAGE</p>	<p>Where does God's plan lead? How will things end up in the future?</p> <p>_____</p> <p>EXAMPLE PASSAGE</p>
<p>A prophecy that changes outcome depending on the free choice of the people named within it.</p> <p>_____</p> <p>EXAMPLE PASSAGE</p>	<p>A prophecy that has only one outcome that will be fulfilled, no matter what anyone does to try and stop or change it.</p> <p>_____</p> <p>EXAMPLE PASSAGE</p>	<p>A prophecy that will be fulfilled more than once in different ways, by different people, at different times.</p> <p>_____</p> <p>EXAMPLE PASSAGE</p>
<p>A direct prophecy that is plain and contains no symbols.</p> <p>_____</p> <p>EXAMPLE PASSAGE</p>	<p>A prophecy where symbols are used to indicate characteristics of the things in the prophecy. May or may not be easy to interpret.</p> <p>_____</p> <p>EXAMPLE PASSAGE</p>	<p>Many prophecies are more than one of each of these types!</p> <p>_____</p> <p>EXAMPLE PASSAGE</p>



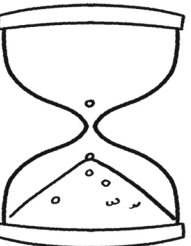
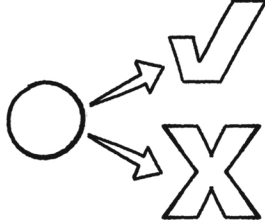







# TYPES OF PROPHECY

<p><b>MESSIANIC</b></p> <p>Points to Christ—His qualities, life, mission, sacrifice, resurrection, and role as deliverer and a king!</p>  <p>EXAMPLE PASSAGE</p>	<p><b>NATIONAL</b></p> <p>What will happen to certain nations, cities, empires, and other political systems? This type of prophecy lets us know.</p>  <p>EXAMPLE PASSAGE</p>	<p><b>END TIMES</b></p> <p>Where does God's plan lead? How will things end up in the future?</p>  <p>EXAMPLE PASSAGE</p>
<p><b>CONDITIONAL</b></p> <p>A prophecy that changes outcome depending on the free choice of the people named within it.</p>  <p>EXAMPLE PASSAGE</p>	<p><b>UNCONDITIONAL</b></p> <p>A prophecy that has only one outcome that will be fulfilled, no matter what anyone does to try and stop or change it.</p>  <p>EXAMPLE PASSAGE</p>	<p><b>MULTIPLE FULFILLMENT</b></p> <p>A prophecy that will be fulfilled more than once in different ways, by different people, at different times.</p>  <p>EXAMPLE PASSAGE</p>
<p><b>LITERAL</b></p> <p>A direct prophecy that is plain and contains no symbols.</p>  <p>EXAMPLE PASSAGE</p>	<p><b>SYMBOLIC</b></p> <p>A prophecy where symbols are used to indicate characteristics of the things in the prophecy. May or may not be easy to interpret.</p>  <p>EXAMPLE PASSAGE</p>	<p><b>CATEGORY OVERLAP</b></p> <p>Many prophecies are more than one of each of these types!</p>  <p>EXAMPLE PASSAGE</p>

TYPES OF PROPHECY - BASE SHEET (2/3)

TYPES OF PROPHECY - EXAMPLE SHEET (3/3)










<p>MESSIANIC</p> 	<p>NATIONAL</p> 	<p>END TIMES</p> 
<p>CONDITIONAL</p> 	<p>UNCONDITIONAL</p> 	<p>MULTIPLE FULFILLMENT</p> 
<p>LITERAL</p> 	<p>SYMBOLIC</p> 	<p>CATEGORY OVERLAP</p> 

# TYPES OF PROPHECY

<p>Points to Christ- His qualities, life, mission, sacrifice, resurrection, and role as deliverer and a king!</p> <p>_____</p> <p>EXAMPLE PASSAGE</p>	<p>What will happen to certain nations, cities, empires, and other political systems? This type of prophecy lets us know.</p> <p>_____</p> <p>EXAMPLE PASSAGE</p>	<p>Where does God's plan lead? How will things end up in the future?</p> <p>_____</p> <p>EXAMPLE PASSAGE</p>
<p>A prophecy that changes outcome depending on the free choice of the people named within it.</p> <p>_____</p> <p>EXAMPLE PASSAGE</p>	<p>A prophecy that has only one outcome that will be fulfilled, no matter what anyone does to try and stop or change it.</p> <p>_____</p> <p>EXAMPLE PASSAGE</p>	<p>A prophecy that will be fulfilled more than once in different ways, by different people, at different times.</p> <p>_____</p> <p>EXAMPLE PASSAGE</p>
<p>A direct prophecy that is plain and contains no symbols.</p> <p>_____</p> <p>EXAMPLE PASSAGE</p>	<p>A prophecy where symbols are used to indicate characteristics of the things in the prophecy. May or may not be easy to interpret.</p> <p>_____</p> <p>EXAMPLE PASSAGE</p>	<p>Many prophecies are more than one of each of these types!</p> <p>_____</p> <p>EXAMPLE PASSAGE</p>




# TYPES OF PROPHECY

<p><b>MESSIANIC</b></p> <p>Points to Christ—His qualities, life, mission, sacrifice, resurrection, and role as deliverer and a king!</p>  <p>EXAMPLE PASSAGE</p>	<p><b>NATIONAL</b></p> <p>What will happen to certain nations, cities, empires, and other political systems? This type of prophecy lets us know.</p>  <p>EXAMPLE PASSAGE</p>	<p><b>END TIMES</b></p> <p>Where does God's plan lead? How will things end up in the future?</p>  <p>EXAMPLE PASSAGE</p>
<p><b>CONDITIONAL</b></p> <p>A prophecy that changes outcome depending on the free choice of the people named within it.</p>  <p>EXAMPLE PASSAGE</p>	<p><b>UNCONDITIONAL</b></p> <p>A prophecy that has only one outcome that will be fulfilled, no matter what anyone does to try and stop or change it.</p>  <p>EXAMPLE PASSAGE</p>	<p><b>MULTIPLE FULFILLMENT</b></p> <p>A prophecy that will be fulfilled more than once in different ways, by different people, at different times.</p>  <p>EXAMPLE PASSAGE</p>
<p><b>LITERAL</b></p> <p>A direct prophecy that is plain and contains no symbols.</p>  <p>EXAMPLE PASSAGE</p>	<p><b>SYMBOLIC</b></p> <p>A prophecy where symbols are used to indicate characteristics of the things in the prophecy. May or may not be easy to interpret.</p>  <p>EXAMPLE PASSAGE</p>	<p><b>CATEGORY OVERLAP</b></p> <p>Many prophecies are more than one of each of these types!</p>  <p>EXAMPLE PASSAGE</p>

TYPES OF PROPHECY - BASE SHEET (2/3)


TYPES OF PROPHECY - EXAMPLE SHEET (3/3)

And many people shall go and say,



Come ye, and let us go up to the mountain of the Lord, to the house of the God of Jacob;


and he will teach us of his ways, and we will walk in his paths:




for out of Zion shall go forth the law, and the word of the Lord from Jerusalem.



And he shall judge among the nations, and shall rebuke many people



and they shall beat their swords into plowshares



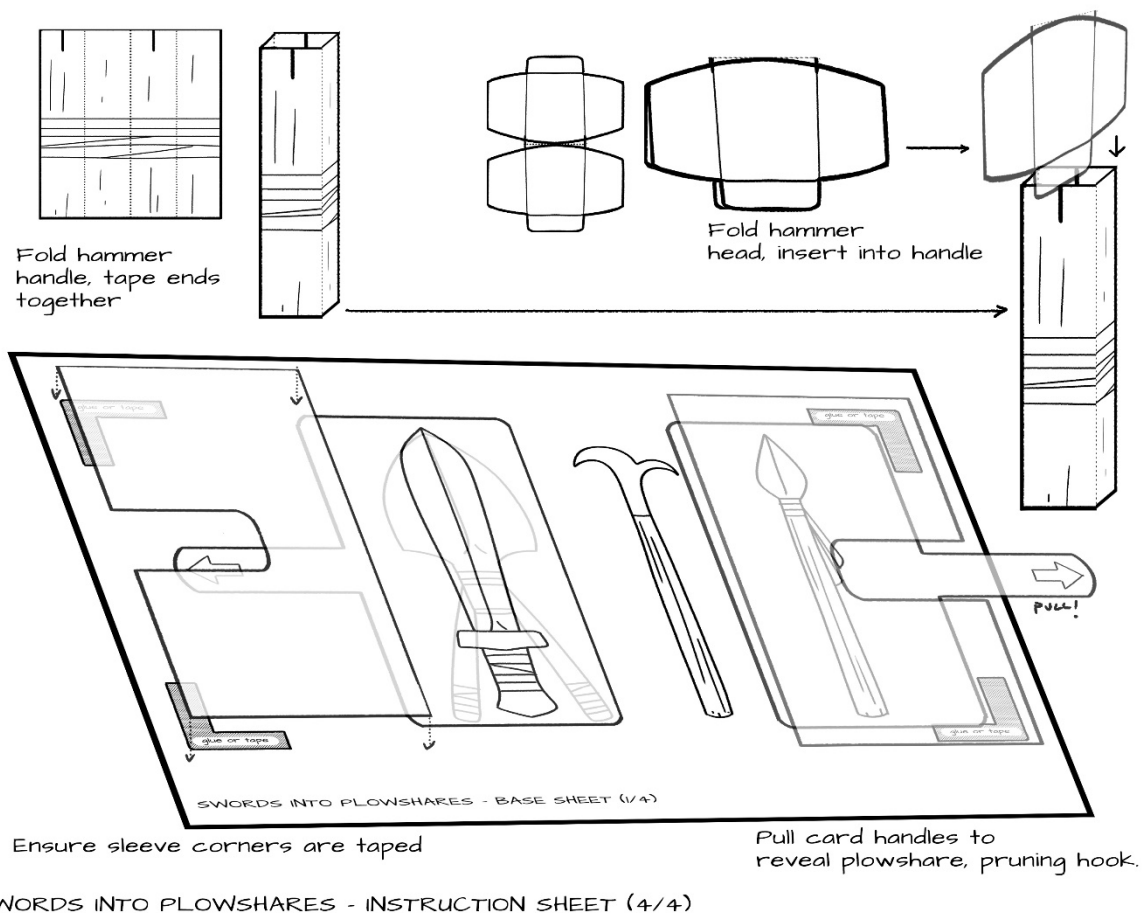
and their spears into pruninghooks:

nation shall not lift up sword against nation, neither shall they learn war any more.



## Swords Into Plowshares

Bro Andrew Johnson, 2025



***The Idea: beat your swords into plowshares and your spears into pruning hooks, following the famous memory verses in Isaiah 2:3-4!***

### What tools will I need?

You'll need a computer and a black and white printer to download and print the templates. Beyond that, we recommend:

**1) 8.5x11 cardstock for printing.** This is a heavier, more durable material to craft with. It's recommended, but not necessary. All prototypes are created using standard printer paper to ensure that they'll work.



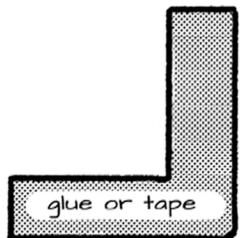


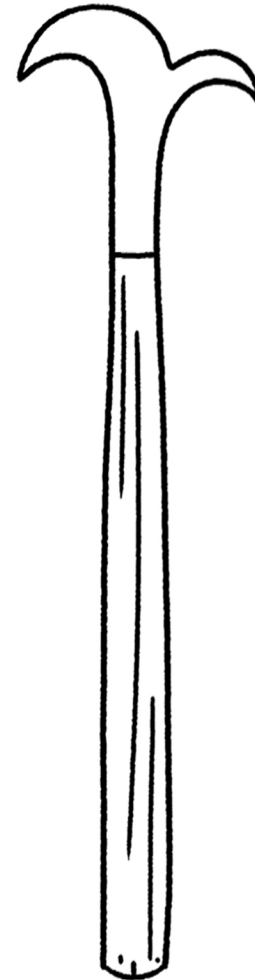
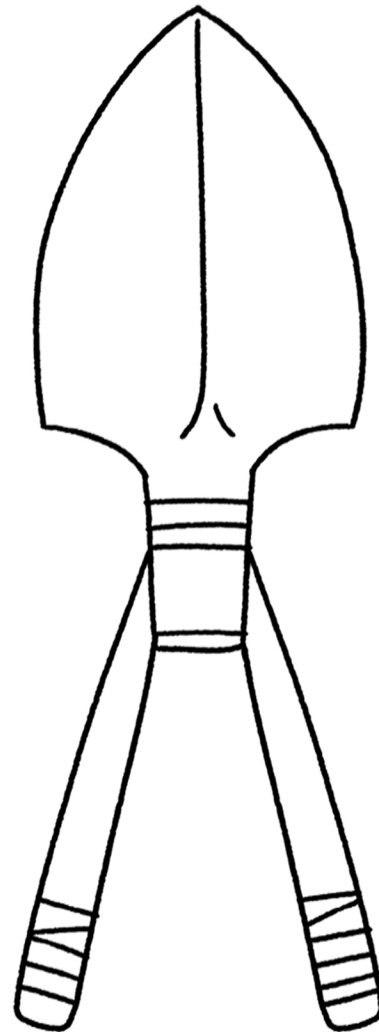

**2) Exact-o knife for cutting.**


**3) Crayons, markers, or Colored Pencils.** All templates are designed to be colored in by students. This isn't necessary, but might be preferred.

**4) Tape or glue.**

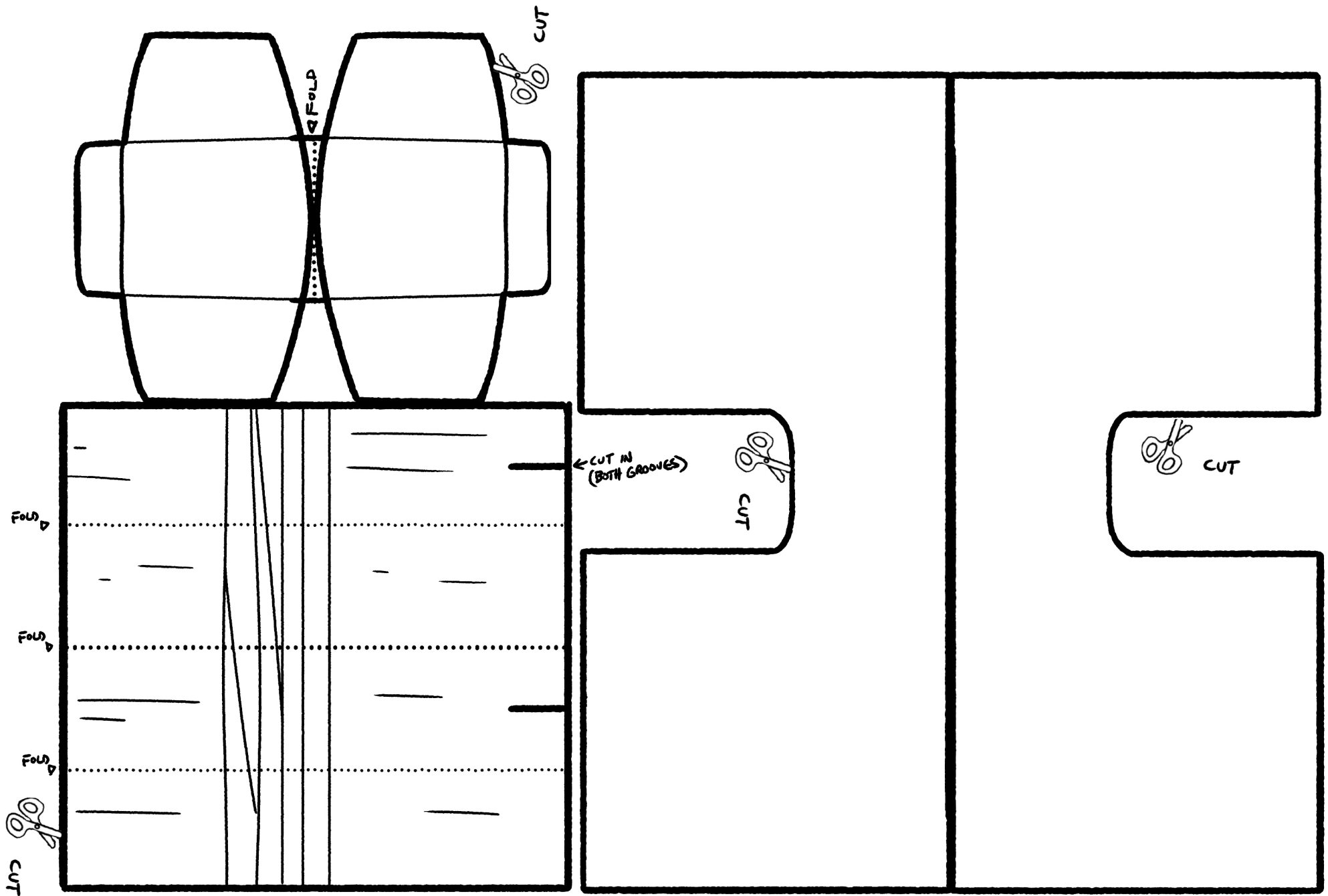
### **Any best practices suggested?**

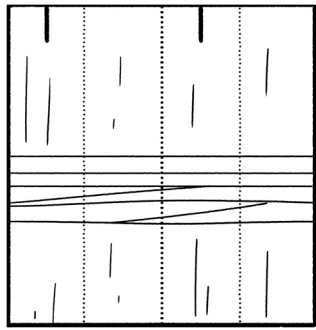
- A) For younger children especially, teachers may want to stick with the simplest version of a particular module (for example, stick with a basic boat, and skip the mast and sails) to allow for time to color.
- B) For younger children especially, consider cutting out the papercraft modules ahead of time for safety and for the sake of time.
- C) Consider putting a craft together the night before to time things out, and to ensure you know how to assemble the craft yourself.
- D) Let us know if there are any ideas you might have for future craft modules! Send in pictures of crafts you or your students have made!
- E) Have fun... but mostly we hope these crafting ideas will help build interest and discussion around the Bible!



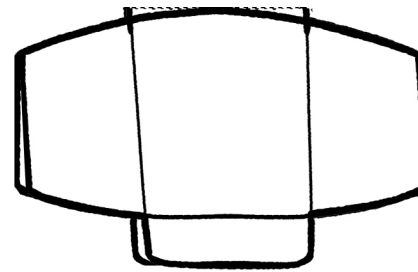
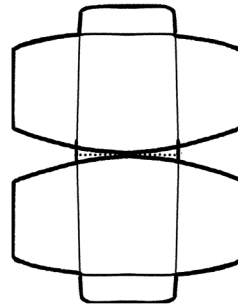
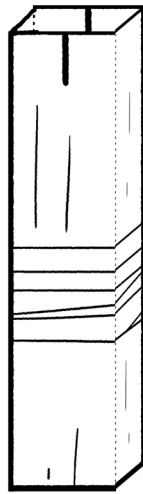




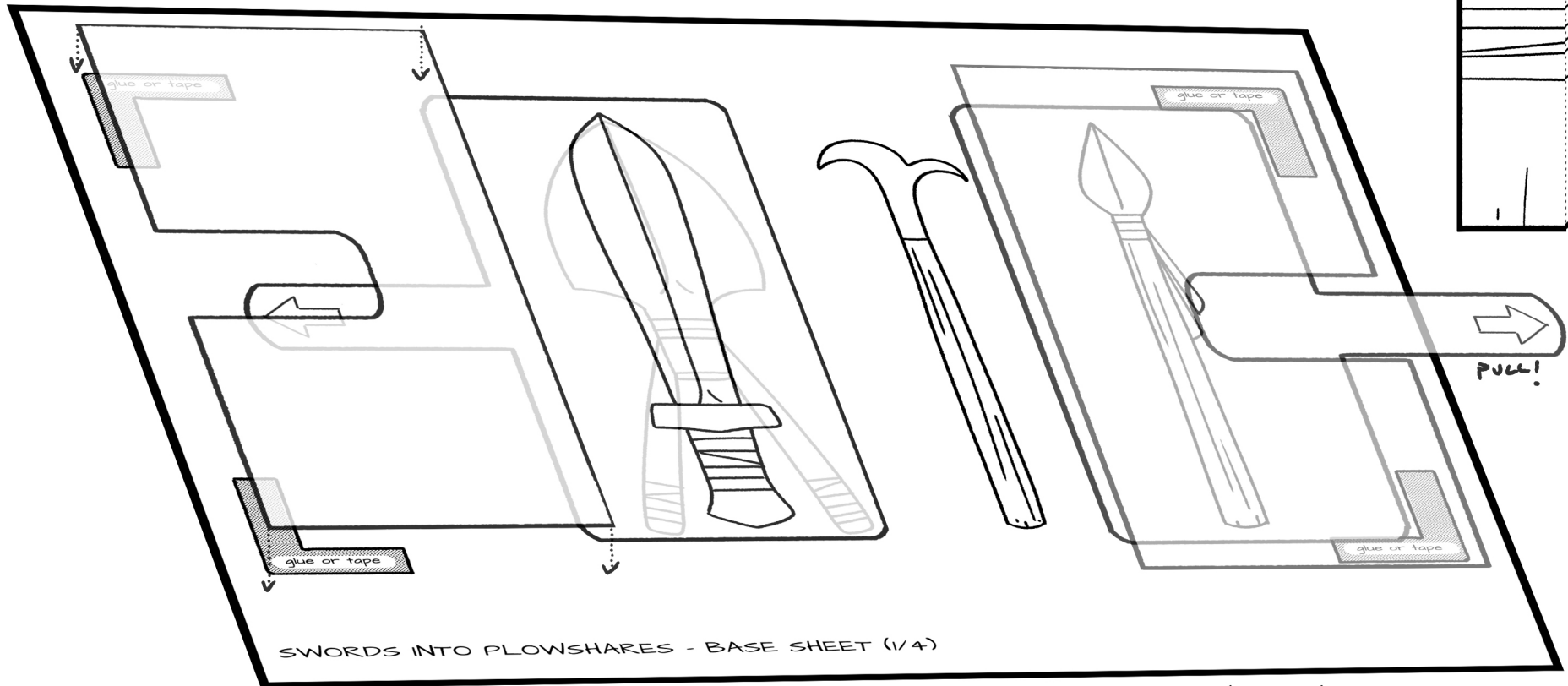
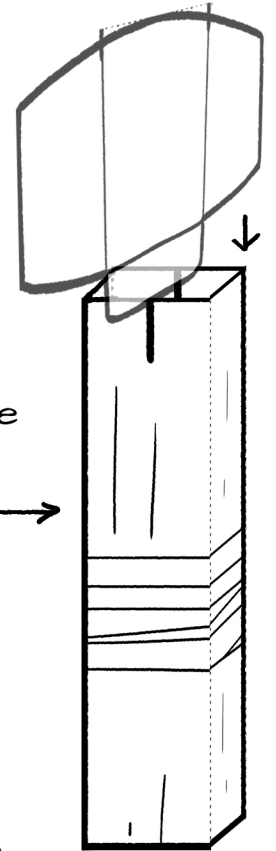




Fold hammer handle, tape ends together



Fold hammer head, insert into handle




SWORDS INTO PLOWSHARES - BASE SHEET (1/4)

Ensure sleeve corners are taped

Pull card handles to reveal plowshare, pruning hook.

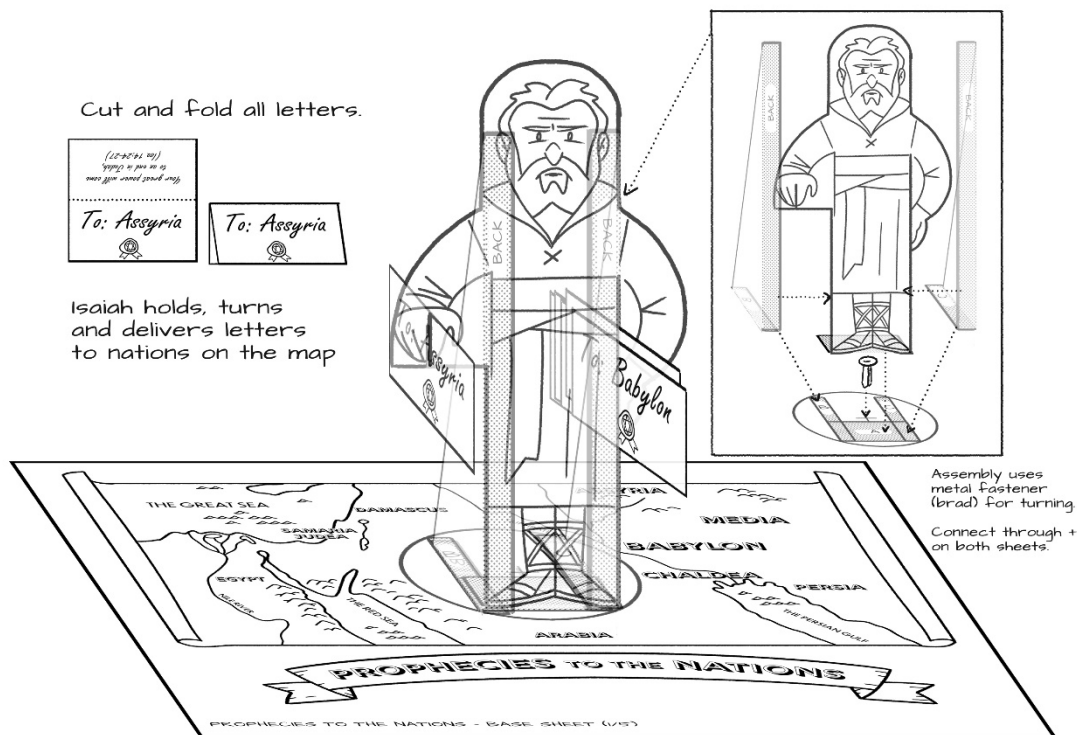
SWORDS INTO PLOWSHARES - INSTRUCTION SHEET (4/4)



Then I heard the voice of the Lord saying, "Whom shall I send? And who will go for us?" And I said, "Here am I. Send me!" Isaiah 6: 1-8

# Prophecies to the Nations

Bro Andrew Johnson, 2025



PROPHECIES TO THE NATIONS - INSTRUCTION SHEET (5/5)

***The Idea: Help Isaiah deliver prophecies to some of the nations listed in Isaiah 14-35. Isaiah swivels on the base to face each nation.***

## What tools will I need?

You'll need a computer and a black and white printer to download and print the templates. Beyond that, we recommend:

**1) 8.5x11 cardstock for printing.** This is a heavier, more durable material to craft with. It's recommended, but not necessary. All prototypes are created using standard printer paper to ensure that they'll work.



**2) Scissors or Exact-o knife for cutting out templates.**

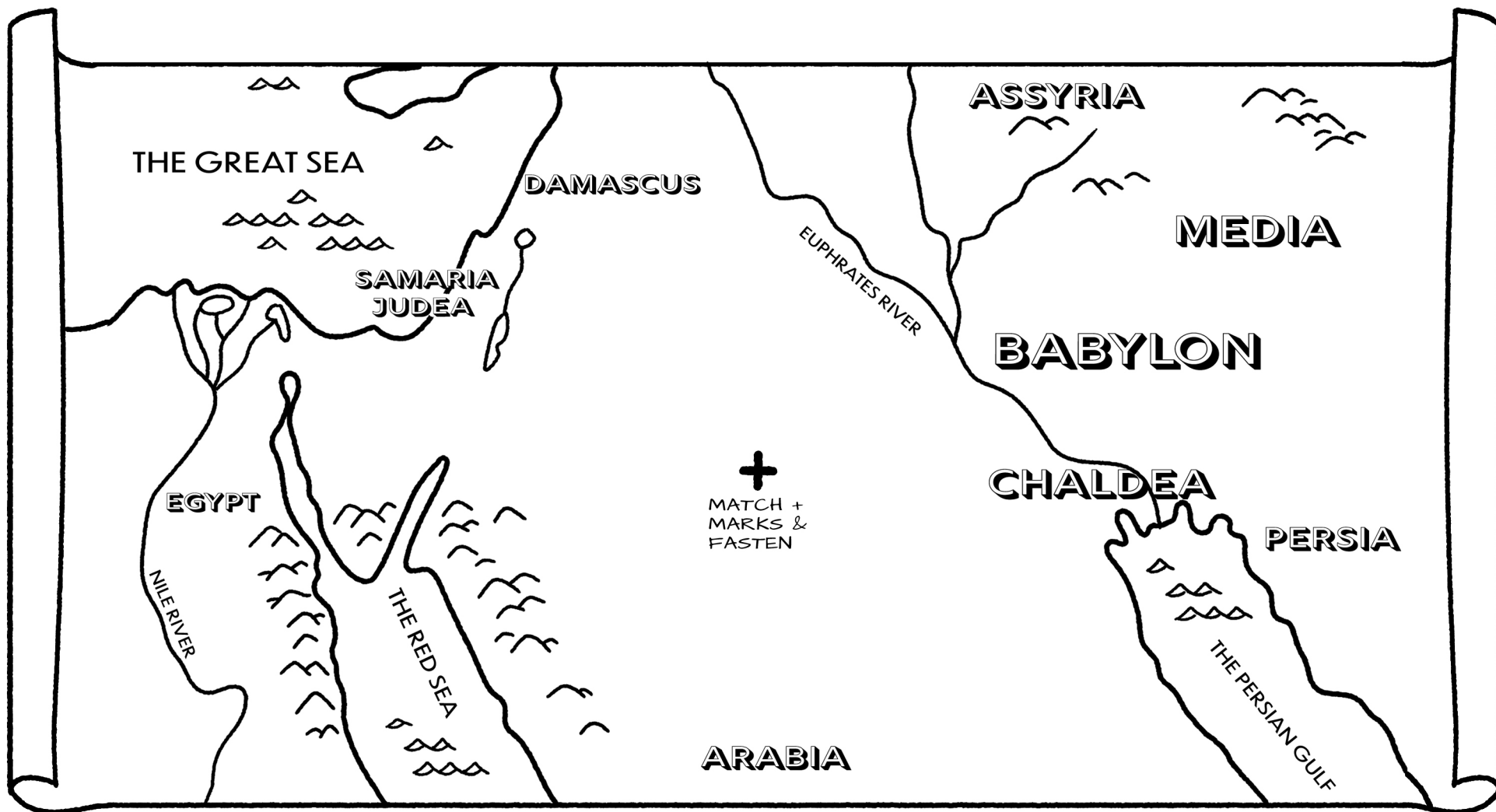
**3) Crayons, markers, or Colored Pencils.** All templates are designed to be colored in by students. This isn't necessary, but might be preferred.

**4) Tape or glue for assembly**

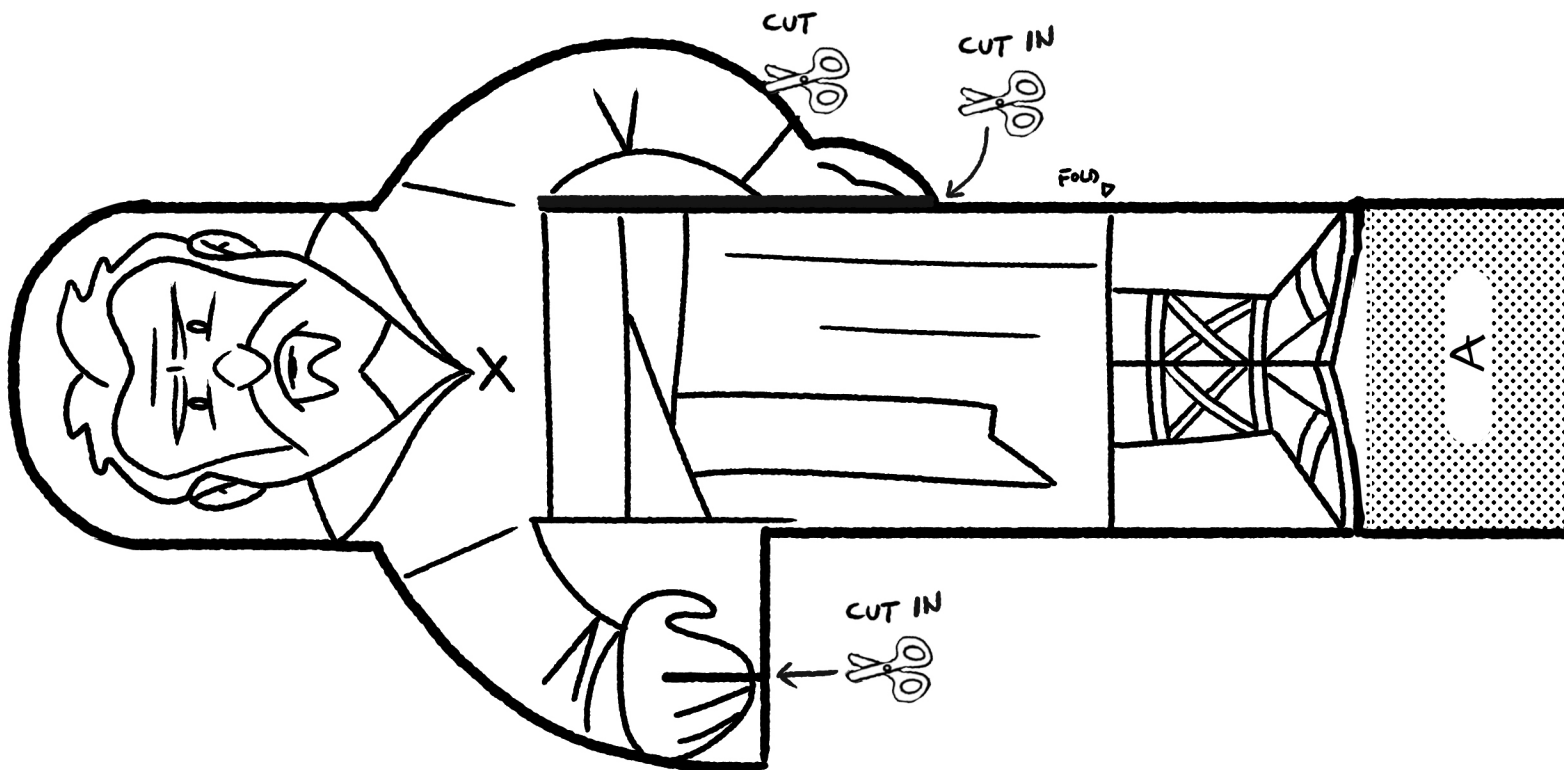
**5) Metal fastener (brads)**

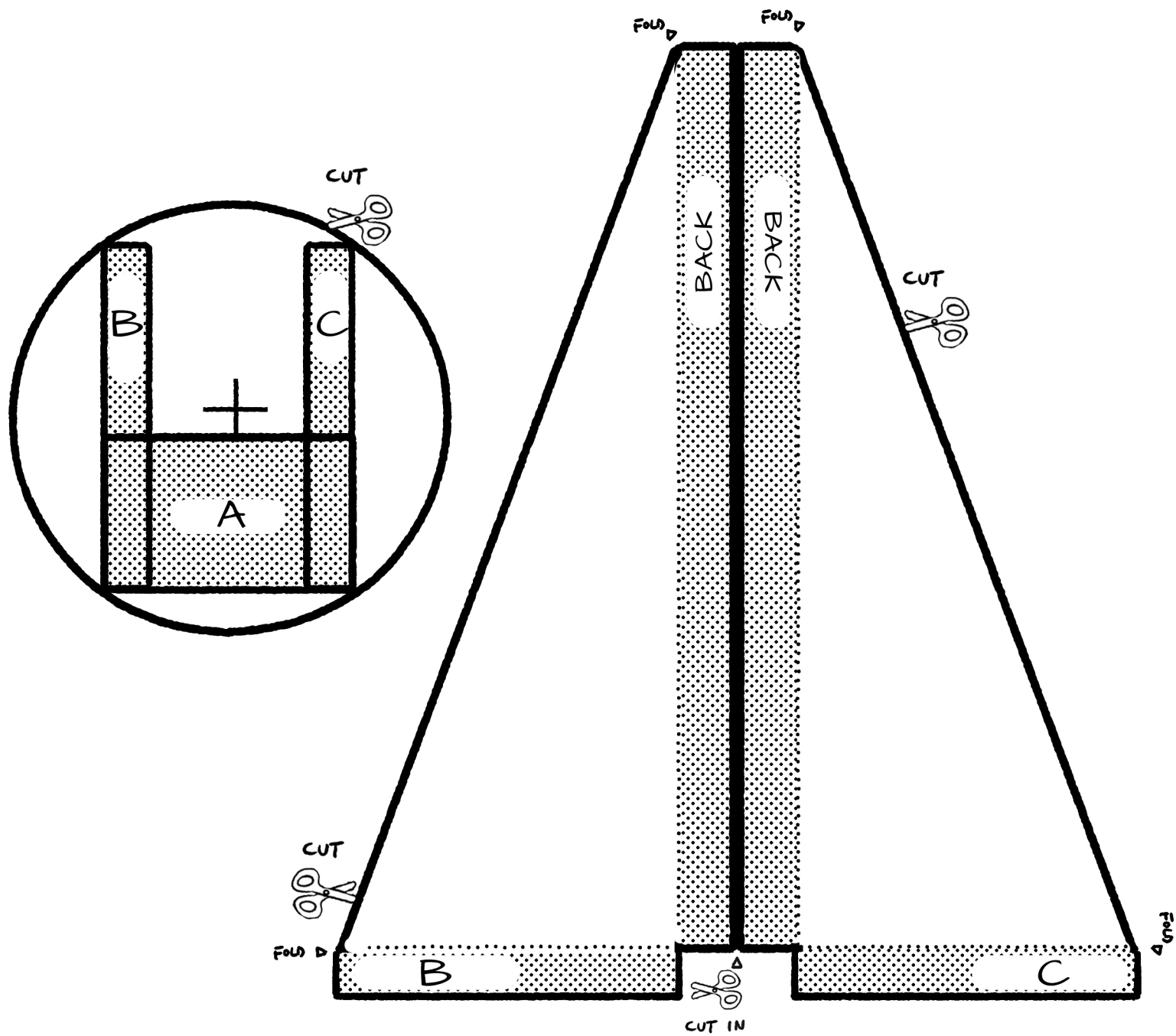
### **Any best practices suggested?**

- A) For younger children especially, teachers may want to stick with the simplest version of a particular module (for example, stick with a basic boat, and skip the mast and sails) to allow for time to color.
- B) For younger children especially, consider cutting out the papercraft modules ahead of time for safety and for the sake of time.
- C) Consider putting a craft together the night before to time things out, and to ensure you know how to assemble the craft yourself.
- D) Let us know if there are any ideas you might have for future craft modules! Send in pictures of crafts you or your students have made!
- E) Have fun... but mostly we hope these crafting ideas will help build interest and discussion around the Bible!



# PROPHECIES TO THE NATIONS





FOLD

To: Babylon



You'll be judged for your pride  
and you will be ruined!  
(Isa 14:1-23)

To: Judah



You'll face siege for your  
unfaithfulness, but in the end  
God will restore you.  
(Isa 22, 29-32, 33)

To: Samaria



Your idolatry will be your  
downfall. Judgement is coming!  
(Isaiah 17)

FOLD

To: Assyria



Your great power will come  
to an end in Judah,  
(Isa 14:24-27)

To: Damascus



Along with Samaria, you'll be  
stripped of your glory  
and left in ruin.  
(Isaiah 17)

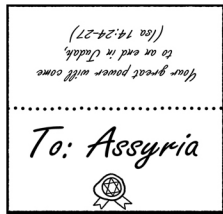
To: Egypt




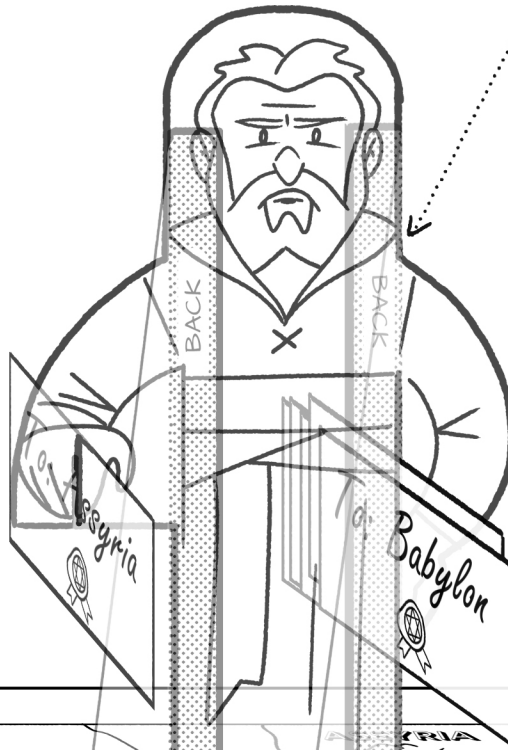
Your internal strife will destroy  
you, but there will be a happier  
ending for you one day...  
(Isa 19-20)



Cut and fold all letters.

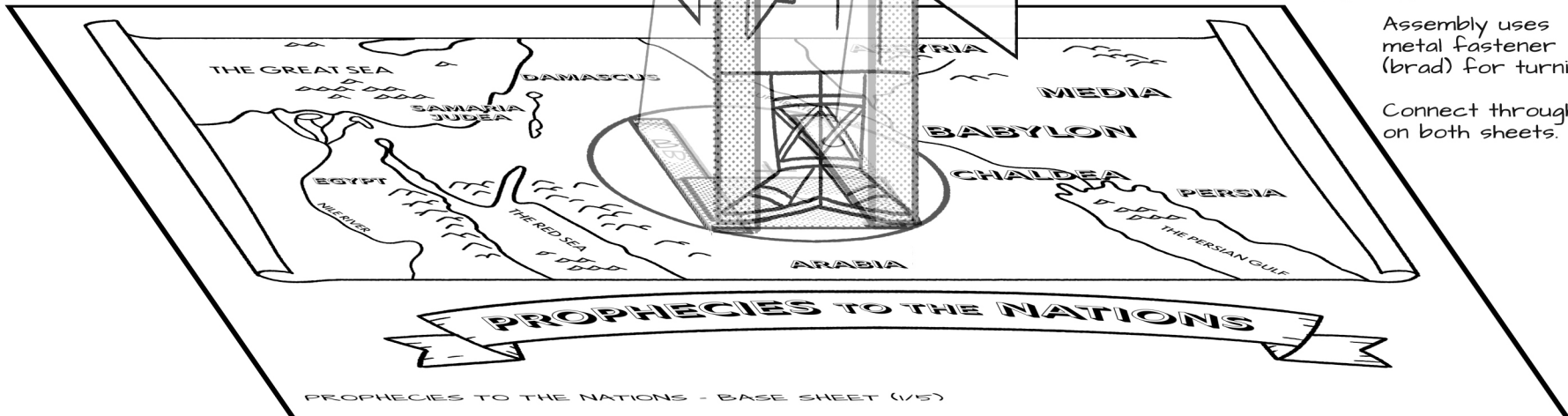


Isaiah holds, turns  
and delivers letters  
to nations on the map

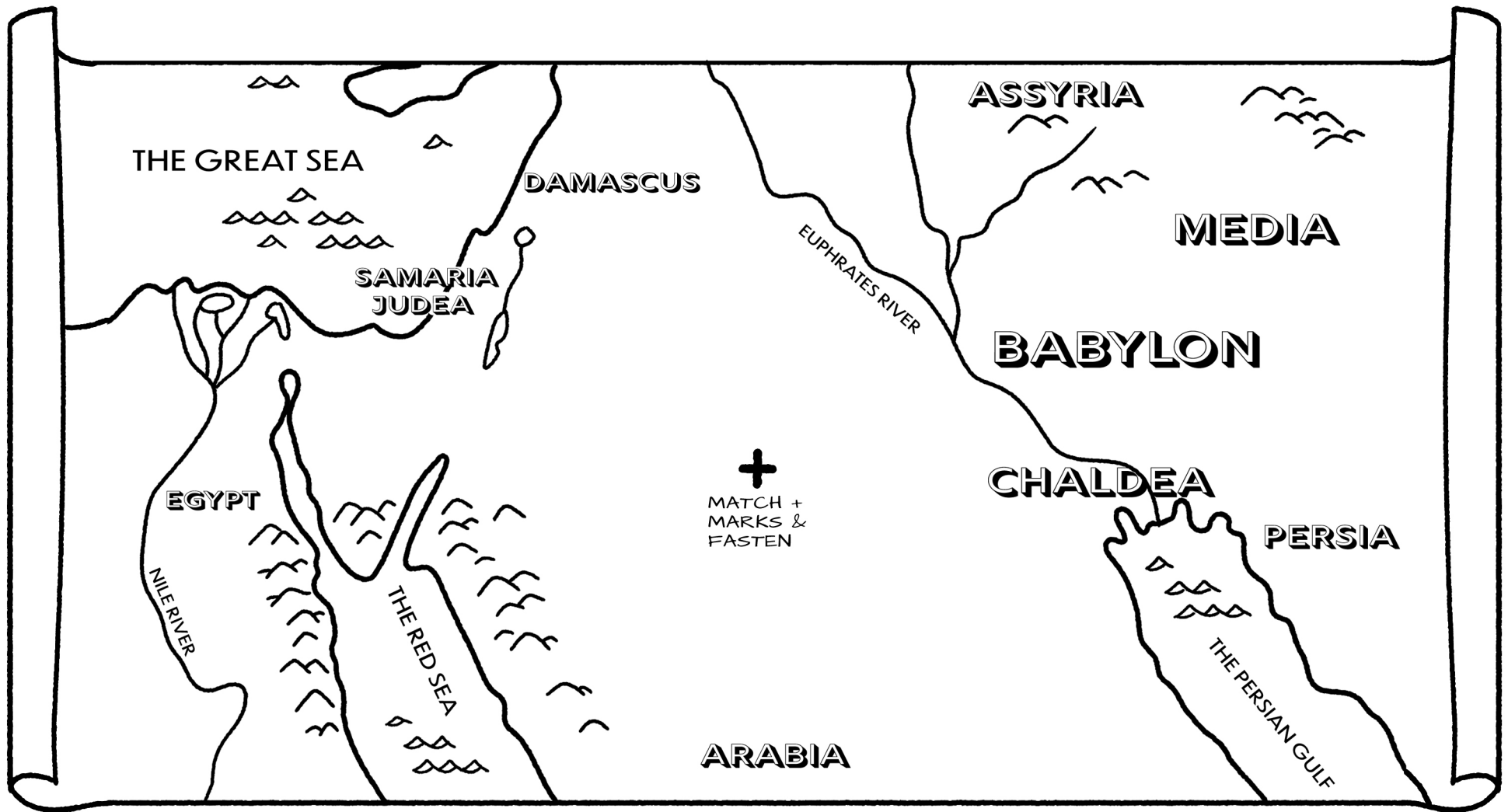


Assembly uses  
metal fastener  
(brad) for turning.

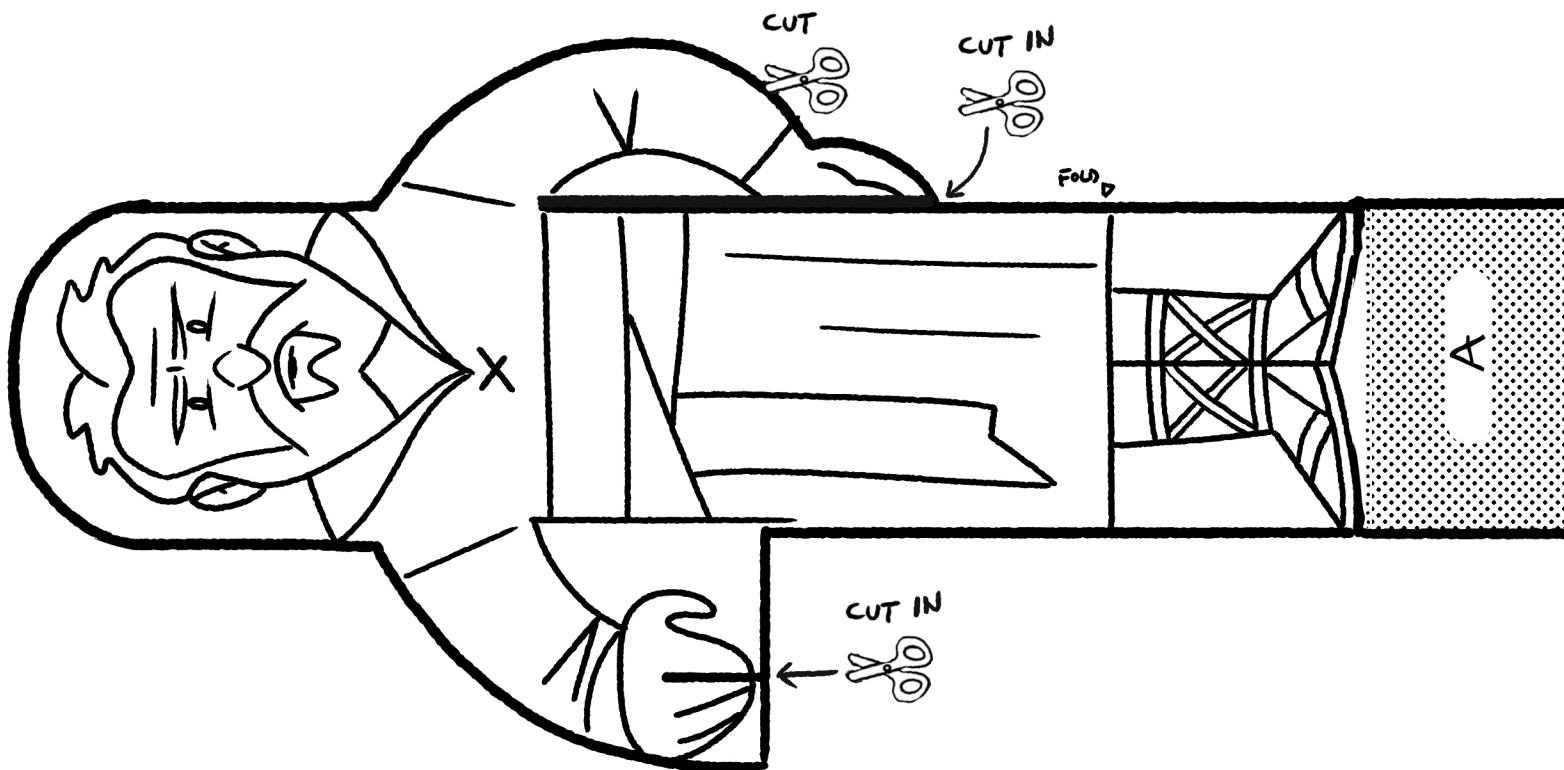
Connect through +  
on both sheets.

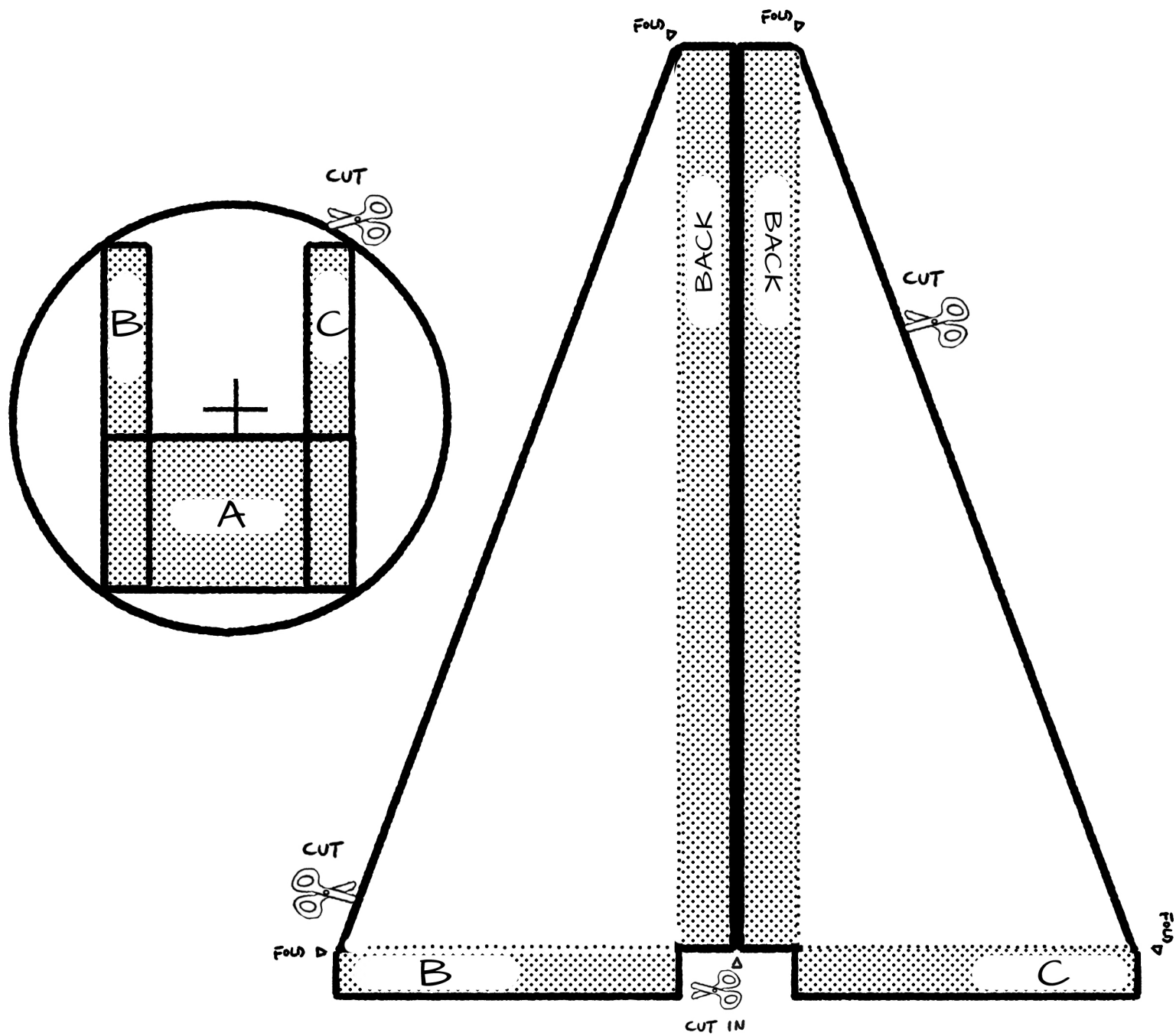






# PROPHECIES TO THE NATIONS





FOLD

To: Babylon



You'll be judged for your pride  
and you will be ruined!  
(Isa 14:1-23)

To: Judah



You'll face siege for your  
unfaithfulness, but in the end  
God will restore you.  
(Isa 22, 29-32, 33)

To: Samaria



Your idolatry will be your  
downfall. Judgement is coming!  
(Isaiah 17)

FOLD

To: Assyria



Your great power will come  
to an end in Judah,  
(Isa 14:24-27)

To: Damascus



Along with Samaria, you'll be  
stripped of your glory  
and left in ruin.  
(Isaiah 17)

To: Egypt


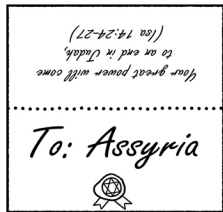


Your internal strife will destroy  
you, but there will be a happier  
ending for you one day...  
(Isa 19-20)


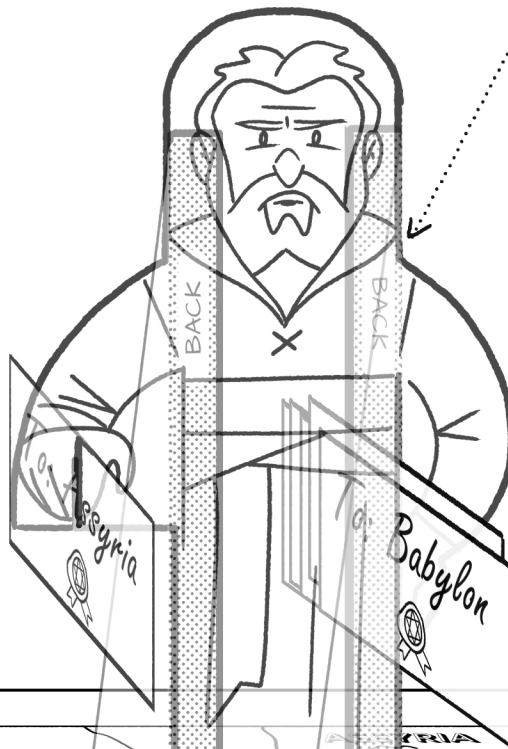
CUT



Cut and fold all letters.

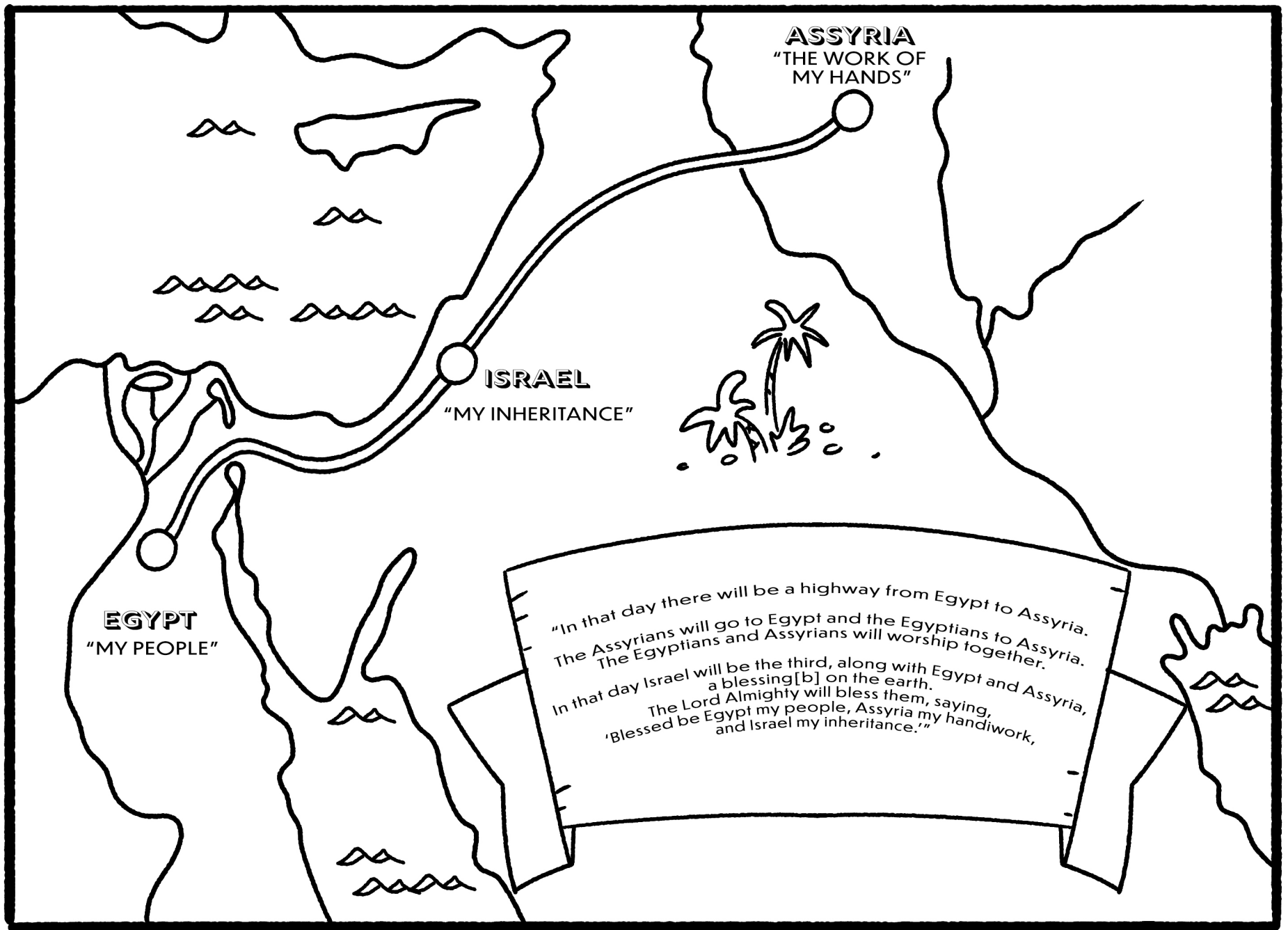


Isaiah holds, turns  
and delivers letters  
to nations on the map




Assembly uses  
metal fastener  
(brad) for turning.

Connect through +  
on both sheets.



EGYPT, ASSYRIA, AND ISRAEL UNITED IN THE END... ISAIAH 19: 23-25

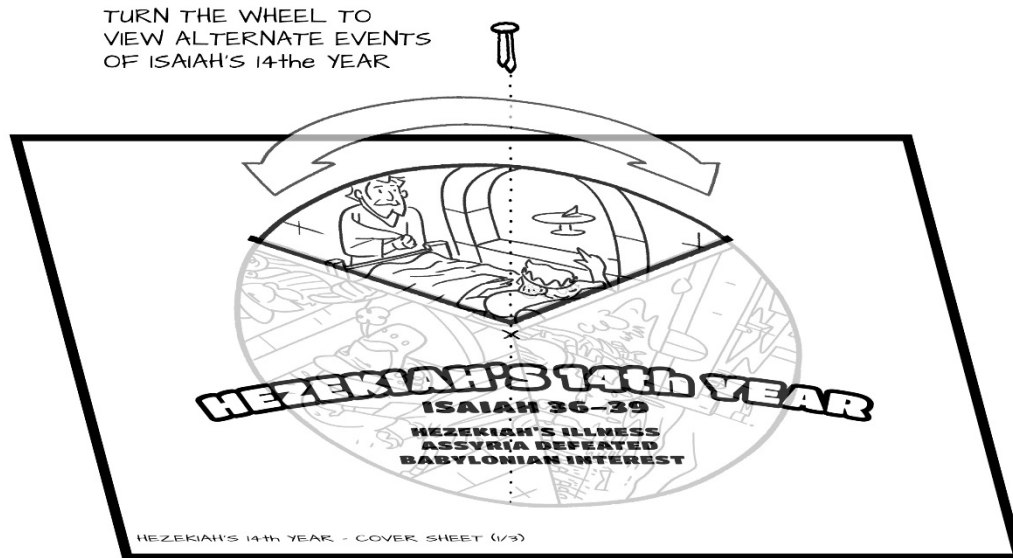




THE RESTORATION OF THE LAND AND ITS PEOPLE- ISAIAH 35

## Hezekiah's 14<sup>th</sup> Year

Bro Andrew Johnson, 2025



CONNECT METAL FASTENER  
THROUGH THE CENTER

HEZEKIAH'S 14<sup>th</sup> YEAR - EXAMPLE PAGE (3/3)

***The Idea: Review Isaiah 44-45 and the amazing prophecy regarding Cyrus rebuilding Jerusalem through this simple craft.***

You'll need a computer and a black and white printer to download and print the templates. Beyond that, we recommend:

**1) 8.5x11 cardstock for printing.** This is a heavier, more durable material to craft with. It's recommended, but not necessary. All prototypes are created using standard printer paper to ensure that they'll work.

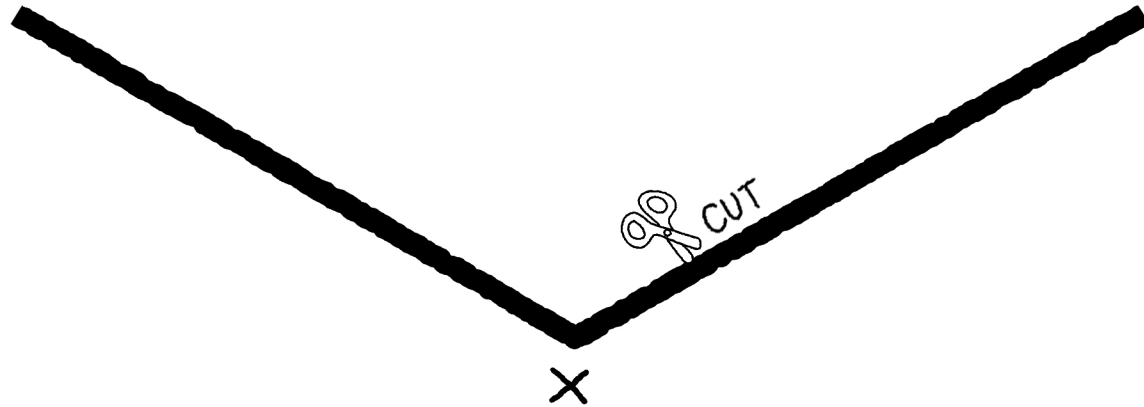
**2) Scissors or Exact-o knife for cutting out templates.**

**3) Crayons, markers, or Colored Pencils.** All templates are designed to be colored in by students. This isn't necessary, but might be preferred.

**4) Metal fasteners for movement.**

### **Any best practices suggested?**

- A) For younger children especially, teachers may want to stick with the simplest version of a particular module (for example, stick with a basic boat, and skip the mast and sails) to allow for time to color.
- B) For younger children especially, consider cutting out the papercraft modules ahead of time for safety and for the sake of time.
- C) Consider putting a craft together the night before to time things out, and to ensure you know how to assemble the craft yourself.
- D) Let us know if there are any ideas you might have for future craft modules! Send in pictures of crafts you or your students have made!
- E) Have fun... but mostly we hope these crafting ideas will help build interest and discussion around the Bible!



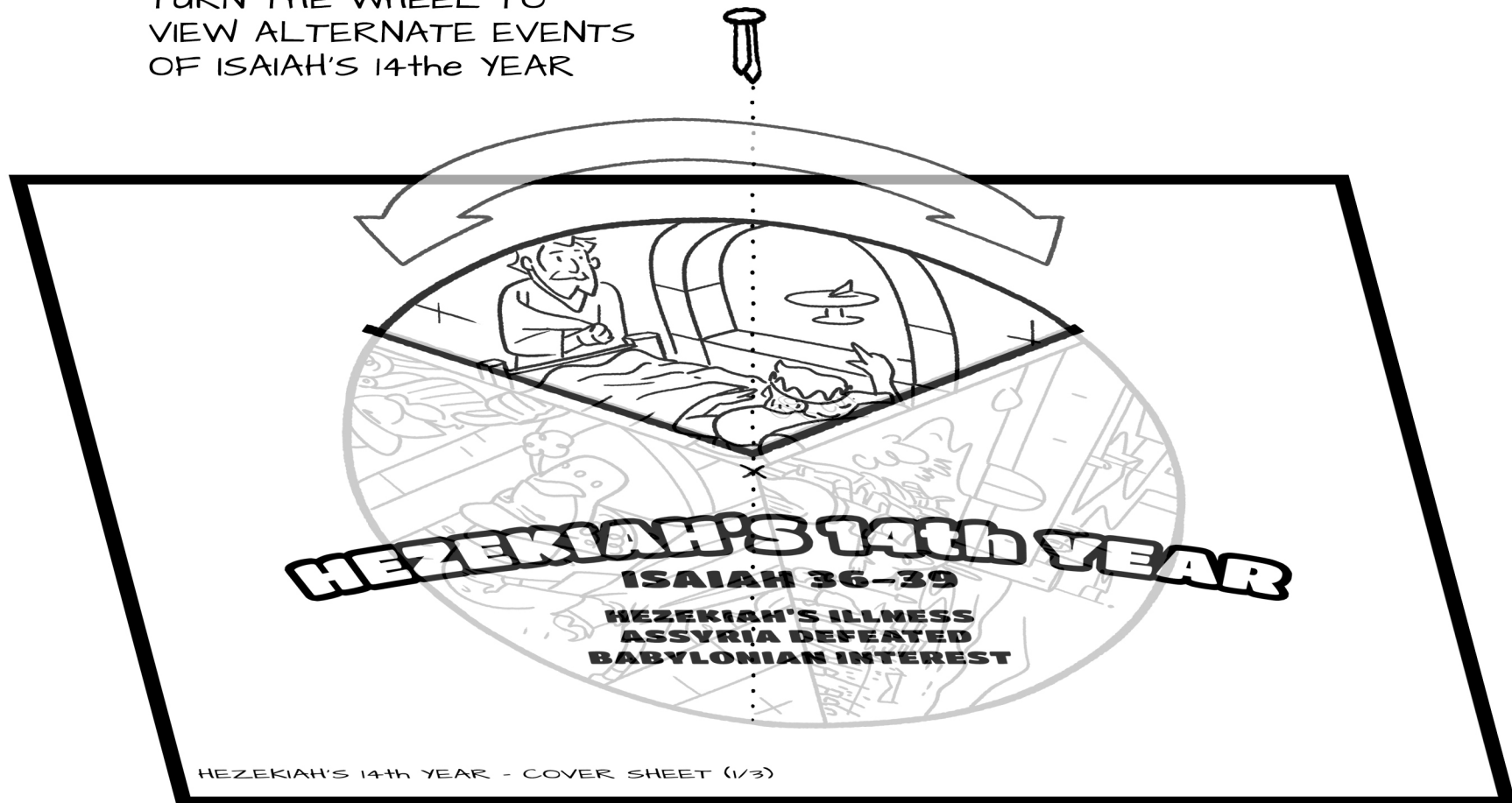
# HEZEKIAH'S 14th YEAR

**ISAIAH 36-39**

**HEZEKIAH'S ILLNESS  
ASSYRIA DEFEATED  
BABYLONIAN INTEREST**




TURN THE WHEEL TO  
VIEW ALTERNATE EVENTS  
OF ISIAH'S 14th YEAR



CONNECT METAL FASTENER  
THROUGH THE CENTER






THE FOOLISHNESS OF THOSE WHO MAKE AN IDOL... ISAIAH 44: 13-20

# The Prophecy of Cyrus

Bro Andrew Johnson, 2025



THE PROPHECY OF CYRUS - BASE SHEET (1/4)

***The Idea: Review Isaiah 44-45 and the amazing prophecy regarding Cyrus rebuilding Jerusalem through this simple craft.***

You'll need a computer and a black and white printer to download and print the templates. Beyond that, we recommend:

**1) 8.5x11 cardstock for printing.** This is a heavier, more durable material to craft with. It's recommended, but not necessary. All prototypes are created using standard printer paper to ensure that they'll work.

**2) Scissors or Exact-o knife for cutting out templates.**

**3) Crayons, markers, or Colored Pencils.** All templates are designed to be colored in by students. This isn't necessary, but might be preferred.

**4) Tape or Glue for attachments.**

**5) Metal fasteners for movement.**

### **Any best practices suggested?**

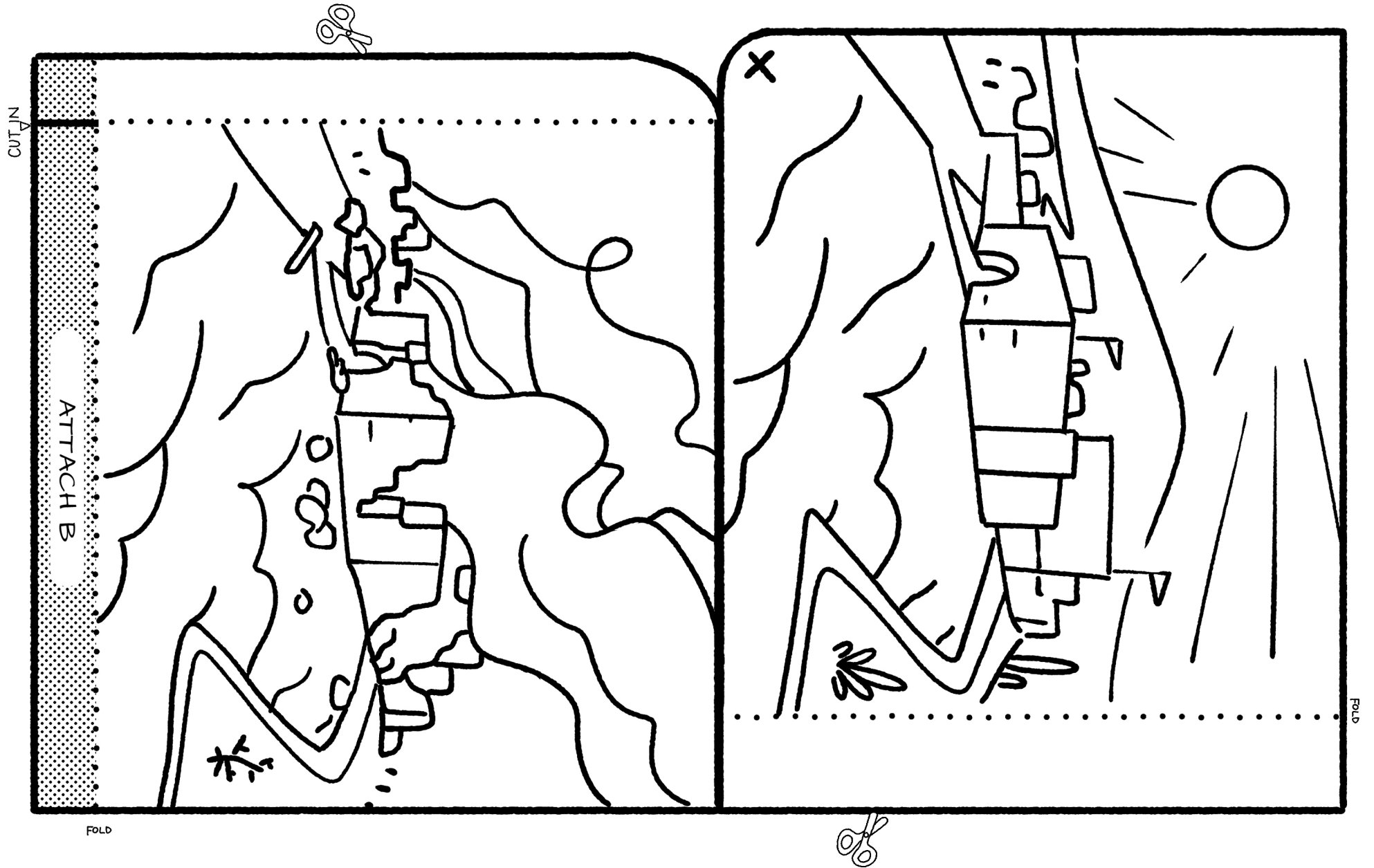
- A) For younger children especially, teachers may want to stick with the simplest version of a particular module (for example, stick with a basic boat, and skip the mast and sails) to allow for time to color.
- B) For younger children especially, consider cutting out the papercraft modules ahead of time for safety and for the sake of time.
- C) Consider putting a craft together the night before to time things out, and to ensure you know how to assemble the craft yourself.
- D) Let us know if there are any ideas you might have for future craft modules! Send in pictures of crafts you or your students have made!
- E) Have fun... but mostly we hope these crafting ideas will help build interest and discussion around the Bible!


ATTACH B

ATTACH A


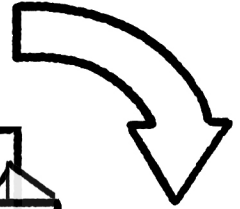
# CYRUS THE GREAT

AND THE RESTORATION OF JERUSALEM





ROTATE CARD & RESTORE JERUSALEM



# CYRUS THE GREAT

AND THE RESTORATION OF JERUSALEM

THE PROPHECY OF CYRUS - BASE SHEET (1/4)



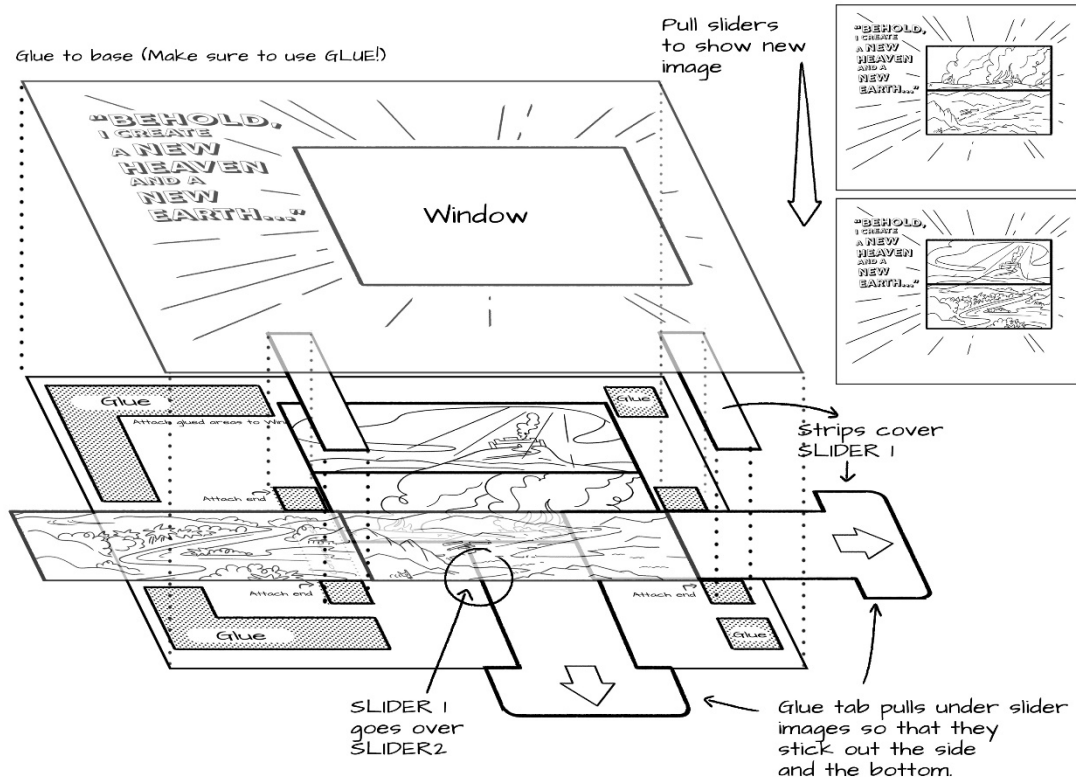
PUT METAL FASTENER  
THROUGH ALIGNED X's

THE PROPHECY OF CYRUS - BASE SHEET (1/4)



# New Heavens and a New Earth

Bro Andrew Johnson, 2025



NEW HEAVENS & A NEW EARTH- EXAMPLE SHEET (5/5)

***The Idea: Show the restoration of the land described in Isa 65 with this craft.***

## What tools will I need?

You'll need a computer and a black and white printer to download and print the templates. Beyond that, we recommend:

**1) 8.5x11 cardstock for printing.** This is a heavier, more durable material to craft with. It's recommended, but not necessary. All prototypes are created using standard printer paper to ensure that they'll work.

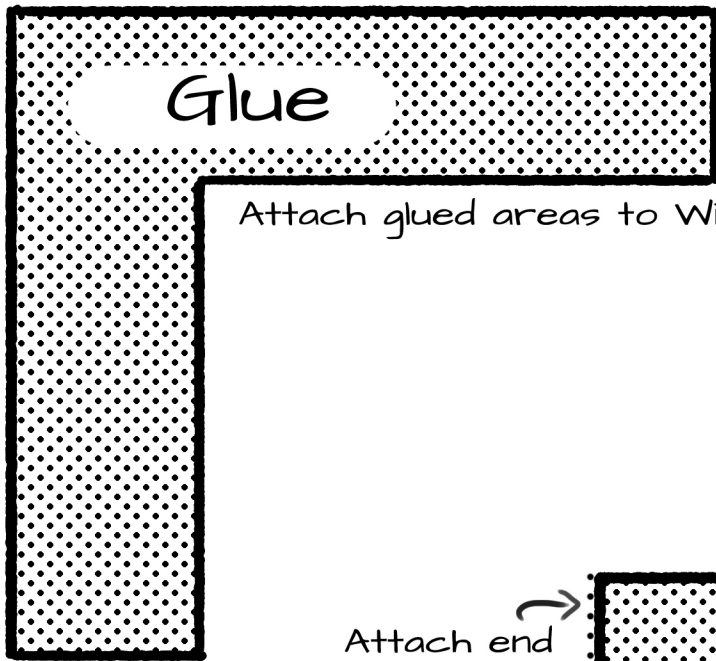
**2) Scissors or Exact-o knife for cutting out templates.**

**3) Crayons, markers, or Colored Pencils.** All templates are designed to be colored in by students. This isn't necessary, but might be preferred.

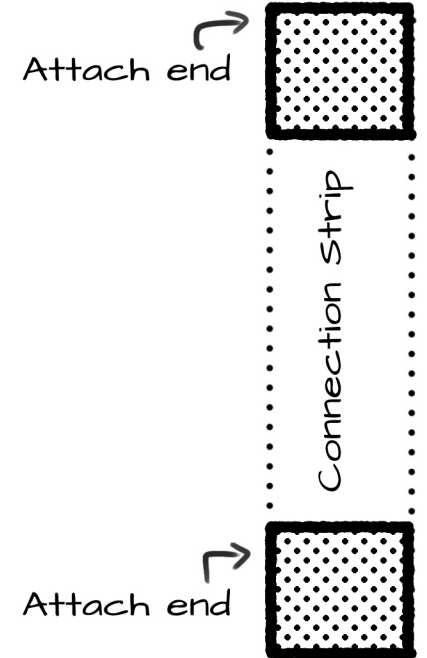
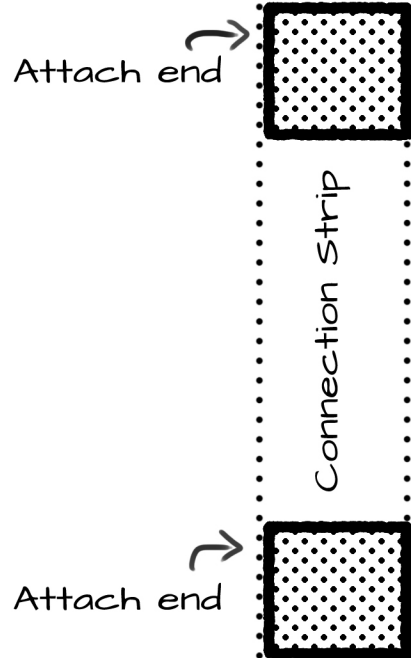
**4) Tape & glue for assembly**

### **Any best practices suggested?**

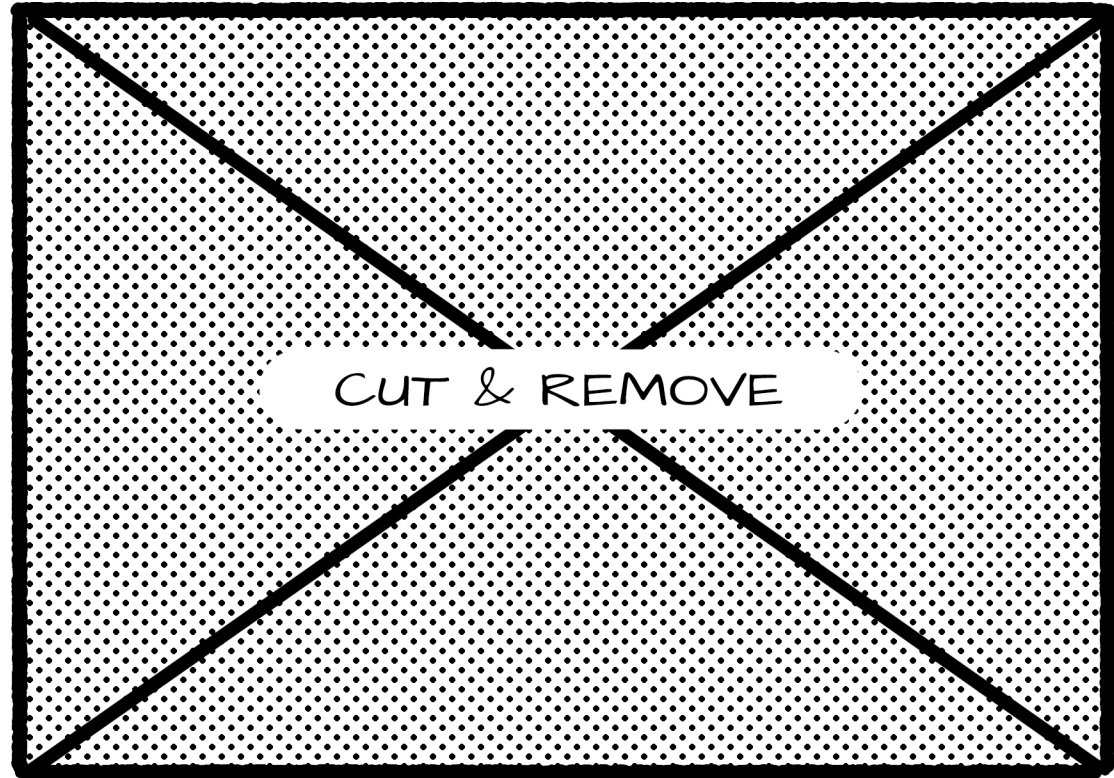
- A) For younger children especially, teachers may want to stick with the simplest version of a particular module (for example, stick with a basic boat, and skip the mast and sails) to allow for time to color.
- B) For younger children especially, consider cutting out the papercraft modules ahead of time for safety and for the sake of time.
- C) Consider putting a craft together the night before to time things out, and to ensure you know how to assemble the craft yourself.
- D) Let us know if there are any ideas you might have for future craft modules! Send in pictures of crafts you or your students have made!
- E) Have fun... but mostly we hope these crafting ideas will help build interest and discussion around the Bible!



Attach glued areas to Window Sheet.



**"BEHOLD,  
I CREATE  
A NEW  
HEAVEN  
AND A  
NEW  
EARTH..."**



SLIDER 2



DO NOT CUT  
CENTER LINE

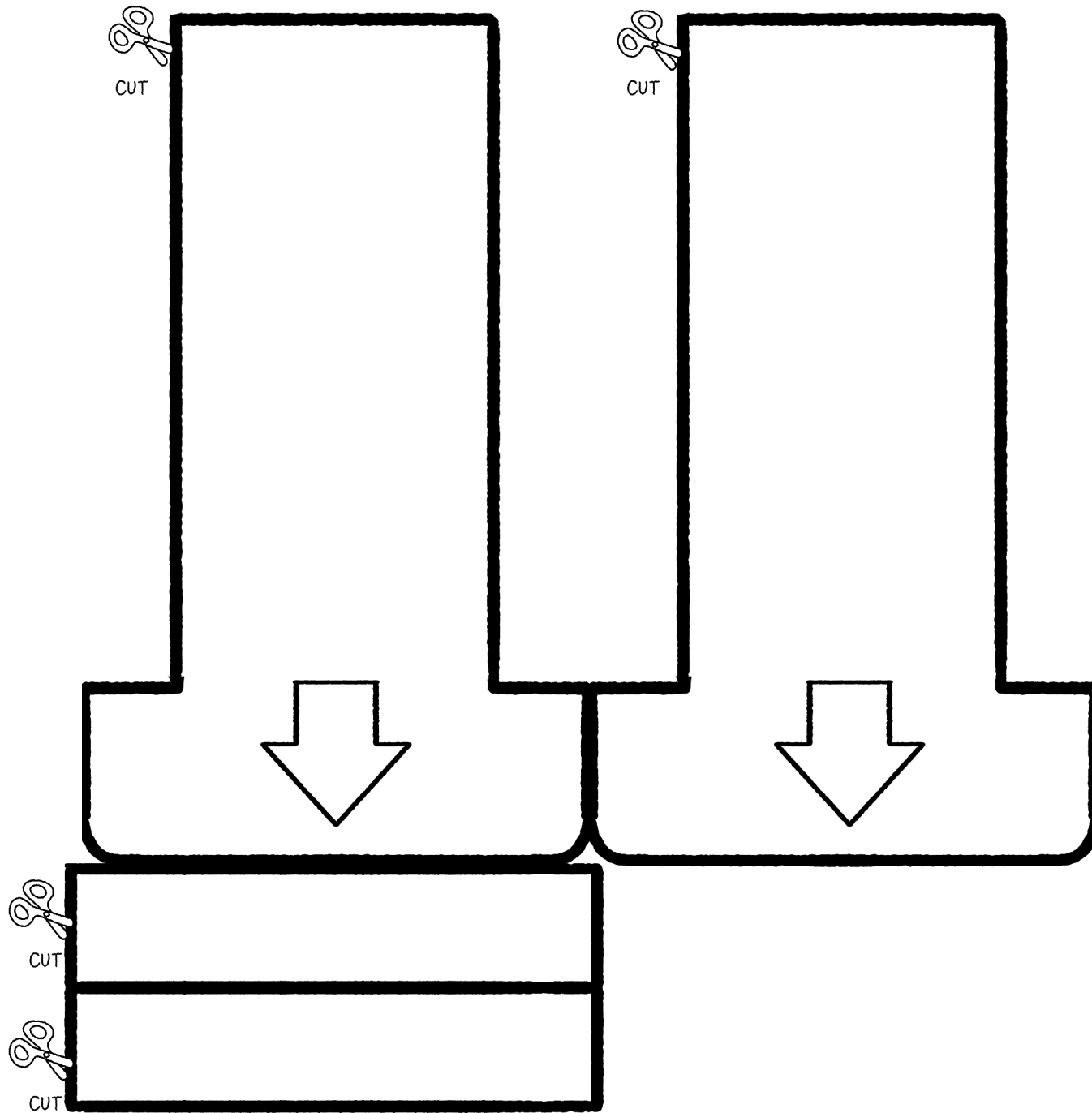
SLIDER 1



CUT

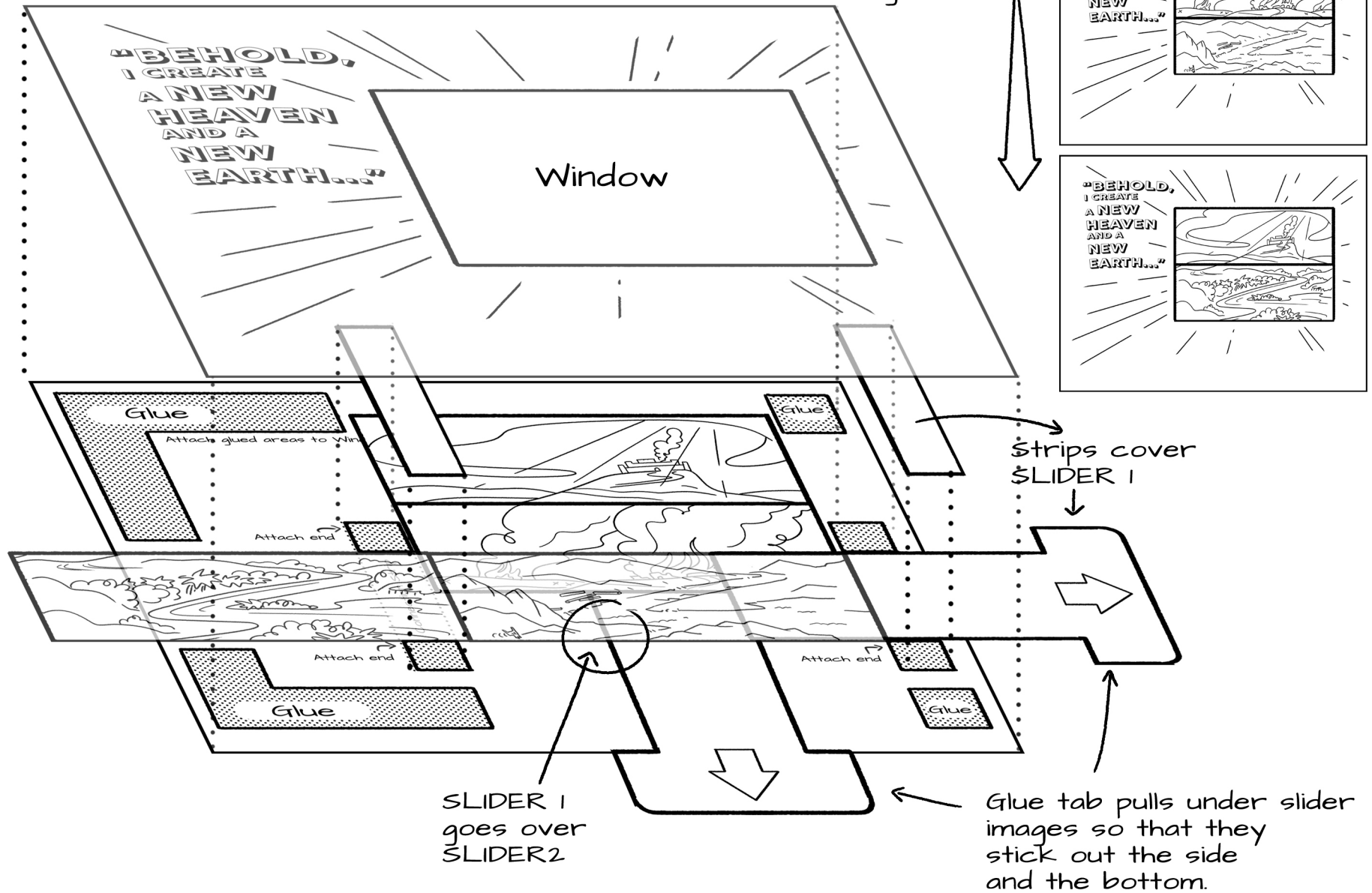



Attach to  
this side



Glue to base (Make sure to use GLUE!)

Pull sliders  
to show new  
image





"Thus saith the Lord, The heaven is my throne, and the earth is my footstool: where is the house that ye build unto me? and where is the place of my rest?" Isaiah 66: 1